

Sales Tax Collection Report
For The Month Ending 5/31/10
April 2010 Sales

Report Prepared By The Sales Tax Department

Lafayette Parish School System

**Sales Tax Report
Table of Contents**

Page 3 Sales Tax Recap of Gross Receipts Collected During May 2010 for all Jurisdictions

Page 4 Schedule of Pro-Rata Expenses & Interest Income, May 2010
Schedule of Increase/Decrease in Cash Received, May 2010

Page 5 Revenue Distribution Recap

Page 6 Budget Variance Schedule Recap, May 2010

School Board 1965 Sales Tax (1%):

Page 7 Statement of Revenue and Expenses, May 2010 - Distribution of Revenues

Page 8 General Fund Revenues Compared to Budget

Page 9 Graph of Gross Receipts (Fiscal Years 05/06 thru 09/10)

School Board 1988 Sales Tax (1/2%):

Page 10 Statement of Revenue and Expenses, May 2010

Page 11 General Fund Revenues Compared to Budget

Page 12 Graph of Gross Receipts (Fiscal Years 05/06 thru 09/10)

School Board 2002 Sales Tax (1/2%):

Page 13 Statement of Revenue and Expenses, May 2010

Page 14 General Fund Revenues Compared to Budget

Page 15 Graph of Gross Receipts (Fiscal Years 05/06 thru 09/10)

Lafayette Parish School System
Sales Tax Recap For The Month Ending May 31, 2010

Note: This schedule represents taxes collected in
 May 2010 on April 2010 sales.

| Tax | Tax Rate | Taxable Sales | Current Sales Tax | Food & Drug Exempt Tax | Vendors Comp. | Penalty & Interest | Audits | Total Cash Received | Pro-Rata Percent |
|---------------------|----------|----------------|-------------------|------------------------|---------------|--------------------|------------|---------------------|------------------|
| Sch Board '65 | 1 % | \$ 395,713,067 | \$ 3,957,131 | \$ - | 0 | \$ 36,713 | \$ 101,647 | \$ 4,095,491 | 25.54% |
| Sch Board '88 | 1/2 % | 352,400,054 | 1,762,000 | 269,329 | 0 | 16,874 | 50,823 | 1,829,698 | 11.41% |
| Sch.Board '02 | 1/2 % | 352,400,054 | 1,762,000 | 269,329 | 0 | 16,788 | 50,823 | 1,829,612 | 11.41% |
| Parish Gov. | 1 % | 42,941,003 | 429,410 | | 4,294 | 255 | 171 | 429,836 | 2.68% |
| Sheriff, Laf Parish | 1 % | 42,961,157 | 429,612 | | 4,296 | 54 | 171 | 429,836 | 2.68% |
| Lafayette '61 | 1 % | 292,363,067 | 2,923,631 | | 29,236 | 27,583 | 92,602 | 3,043,816 | 18.98% |
| Lafayette '85 | 1 % | 247,474,913 | 2,474,749 | 448,882 | 24,747 | 27,585 | 92,602 | 2,594,937 | 16.18% |
| Lafayette TIF Zones | 1 % | 5,895,741 | 58,957 | | - | 51 | - | 59,008 | 0.37% |
| Broussard | 2% | 37,757,225 | 755,144 | | 3,776 | 2,410 | - | 757,554 | 4.72% |
| Carencro | 2% | 9,385,671 | 187,713 | | 1,877 | 1,566 | - | 189,279 | 1.18% |
| Carencro TIF Zone | 1% | 3,759,564 | 37,596 | | 403 | 10 | - | 37,605 | 0.23% |
| Duson | 1 % | 4,032,305 | 40,323 | | 403 | 44 | - | 40,367 | 0.25% |
| Scott | 2 % | 11,346,137 | 226,923 | | 2,269 | 3,737 | 9,666 | 240,326 | 1.50% |
| Scott TIF Zones | 1 % | 2,613,563 | 26,136 | | 261 | - | - | 26,136 | 0.16% |
| Youngsville | 2 1/2 % | 8,088,437 | 202,211 | | 0 | 5,024 | 14,131 | 221,366 | 1.38% |
| Total Sales Tax | | | 15,273,536 | 987,539 | 71,161 | 138,695 | 412,637 | 15,824,868 | |
| Hotel/Motel Tax | 4% | 5,324,752 | 212,990 | | | | | 212,990 | 1.33% |
| TOTAL | | | \$ 15,486,526 | \$ 987,539 | \$ 71,161 | \$ 138,695 | \$ 412,637 | \$ 16,037,858 | 100.00% |

Lafayette Parish School System

Schedule of Pro-Rata Expenses & Interest Income, May 2010

| Tax: | Pro-Rata Percent | Pro-Rata Share of Expense | Pro-Rata Share of Interest Inc. |
|---------------------|---------------------|------------------------------|------------------------------------|
| Sch.Bd. '65 | 25.54% | \$ 52,548 | \$ 2,037 |
| Sch.Bd. '88 | 11.41% | 23,476 | 910 |
| Sch.Bd. '02 | 11.41% | 23,476 | 910 |
| Parish | 2.68% | 5,514 | 214 |
| Sheriff, Laf Parish | 2.68% | 5,514 | 214 |
| Laf '61 | 18.98% | 39,051 | 1,514 |
| Laf '85 | 16.18% | 33,290 | 1,291 |
| Laf EDD - 101 | 0.14% | 288 | 11 |
| Laf EDD - 103 | 0.23% | 473 | 18 |
| Broussard | 4.72% | 9,712 | 377 |
| Carencro | 1.18% | 2,428 | 94 |
| Carencro I-49 EDD | 0.23% | 473 | 18 |
| Duson | 0.25% | 514 | 20 |
| Scott | 1.50% | 3,086 | 120 |
| Scott EDD - AP | 0.16% | 329 | 13 |
| Youngsville | 1.38% | 2,839 | 110 |
| Hotel/Motel | 1.33% | 2,736 | 106 |
| Total | 100.00% | \$ 205,746 (Note 1) | \$ 7,977 |

Note 1: The detail of these expenses by cost category is listed on pages 7, 11, and 14.

Note 2: The cost of operation (operating expenses divided by cash received) is 1.3%.

Schedule of Increase/Decrease in Cash Received, April 2010

| Tax: | May 2010 Cash Received Compared to May 2009 | | YTD Cash Received Compared to Prior YTD | |
|---------------------|--|-------------|--|---------------|
| Sch.Bd. '65 | \$ 3,911 | 0.1% | \$ (5,440,130) | -11.0% |
| Sch.Bd. '88 | 80,517 | 4.6% | (2,200,776) | -10.2% |
| Sch.Bd. '02 | 80,578 | 4.6% | (2,304,102) | -10.7% |
| Parish | (39,243) | -8.4% | (1,076,151) | -18.4% |
| Sheriff, Laf Parish | (39,234) | -8.4% | (1,365,754) | -23.4% |
| Laf '61 | 144,000 | 5.0% | (1,843,681) | -5.3% |
| Laf '85 | 135,548 | 5.5% | (2,121,262) | -7.1% |
| Laf EDD - 101 | 13,663 | 157.3% | 30,075 | 24.9% |
| Laf EDD - 103 | (3,710) | -9.2% | 115,902 | 28.8% |
| Broussard | 90,636 | 13.6% | (1,819,654) | -19.6% |
| Carencro | 11,354 | 6.4% | (200,834) | -9.6% |
| Carencro I-49 EDD | 37,605 | 100.0% | 252,187 | 100.0% |
| Duson | (544) | -1.3% | (55,200) | -11.6% |
| Scott | (29,314) | -10.9% | (345,037) | -12.3% |
| Scott EDD - AP | 3,831 | 18.0% | (17) | -0.1% |
| Youngsville | 7,980 | 3.7% | (224,722) | -9.4% |
| Hotel/Motel | (21,505) | -9.2% | (722,544) | -25.6% |
| Total | \$ 476,073 | 3.1% | \$ (19,321,700) | -10.2% |

L.P.S.B. - SALES TAX DIVISION
 REVENUE DISTRIBUTION RECAP - May 31, 2010

| Tax | Pro-Rata Expenses | Pro-Rata Interest | Legal | Audit | Tax Free Shopping | Gross Revenues | Net Revenues Distributed |
|-------------------|-------------------|-------------------|-------------|-----------|-------------------|------------------|--------------------------|
| LPSB '65 | \$ 52,547.54 | \$ 2,037.34 | \$ 1,089.50 | \$ 60.00 | \$ 77.85 | \$ 4,095,491.11 | \$ 4,043,753.56 |
| LPSB '88 | 23,475.63 | 910.19 | 544.75 | 30.00 | 38.94 | 1,829,697.68 | 1,806,518.55 |
| LPSB '02 | 23,475.63 | 910.19 | 544.75 | 30.00 | 38.94 | 1,829,611.64 | 1,806,432.51 |
| Parish | 5,514.00 | 213.79 | | 60.00 | | 429,836.43 | 430,050.22 |
| Sheriff | 5,514.00 | 213.79 | | 60.00 | | 429,836.43 | 424,476.22 |
| Lafayette '61 | 39,050.61 | 1,514.06 | 1,089.50 | - | 77.87 | 3,043,815.55 | 3,045,329.61 |
| Lafayette '85 | 33,289.72 | 1,290.70 | 1,089.50 | - | 77.87 | 2,594,936.51 | 2,596,227.21 |
| LAF EDD - 101 | 288.04 | 11.17 | | | | 22,348.85 | 22,360.02 |
| LAF EDD - 103 | 473.22 | 18.35 | | | | 36,659.43 | 36,677.78 |
| Broussard | 4,855.61 | 188.26 | | | | 378,777.11 | 374,109.76 |
| Broussard '92 | 4,855.61 | 188.26 | | | | 378,777.11 | 374,109.76 |
| Carencro | 1,213.90 | 47.06 | | | | 94,639.48 | 93,472.64 |
| Carencro '93 | 1,213.90 | 47.06 | | | | 94,639.48 | 93,472.64 |
| Carencro I-49 EDD | 473.22 | 18.35 | | | | 37,605.36 | 37,150.49 |
| Duson | 514.37 | 19.94 | | | | 40,367.48 | 39,873.05 |
| Scott | 3,086.19 | 119.66 | | | | 240,326.35 | 237,359.82 |
| Youngsville | 2,839.30 | 110.08 | | | | 221,366.35 | 218,637.13 |
| Hotel / Motel | 2,736.42 | 106.10 | | | | 212,990.07 | 210,359.75 |
| Totals | \$ 205,746.10 | \$ 7,977.11 | \$ 4,358.00 | \$ 240.00 | \$ 311.47 | \$ 16,037,858.05 | \$ 15,916,189.92 |

Expenses Due from City of Lafayette 75,436.33
 Expenses Due from Parish Government 5,574.00

Net Revenues Distributed \$ 15,835,179.59

Lafayette Parish School System

Budget Variance Recap

Actual Distributions Compared to Budget

FY 2009 - 2010

| Fund | Original Budget FY 09/10 | A Budget Revision #2 FY 09/10 | B Actual Distributions | (B - A) Budget Variance |
|---------------------------------|--------------------------------|--|------------------------------|-------------------------------|
| General Fund - 1965 Tax | \$ 32,227,209 | \$ 29,708,776 | \$ 30,191,772 | \$ 482,996 |
| Bond Sinking Fund | 6,886,943 | 6,886,943 | 6,886,943 | - |
| Capital Improvement Fund | 3,652,232 | 3,270,194 | 3,373,692 | 103,498 |
| Minor Repair & Improvement Fund | 3,500,562 | 3,118,526 | 3,222,023 | 103,497 |
| Total 1965 Tax | \$ 46,266,946 | \$ 42,984,439 | \$ 43,674,431 | \$ 689,991 |
| 1988 Tax (Dedicated) | 20,381,428 | 18,756,725 | 19,274,775 | 518,050 |
| Grand Total | \$ 66,648,374 | \$ 61,741,164 | \$ 62,949,206 | \$ 1,208,041 |
| 2002 Tax (Dedicated) | \$ 20,809,922 | \$ 18,665,495 | \$ 19,167,100 | \$ 501,605 |

Notes: (1) Columns A & B above represent eleven months.

Lafayette Parish School System

Statement of Revenue & Expenses, May 2010
Lafayette Parish School System 1965 Tax

| | <u>1965 Tax</u> |
|--|---------------------|
| Sales Tax Revenues '65 Tax - Cash Received | \$ 4,095,491 |
| Interest Income (pro-rata share, see page 4) | <u>2,037</u> |
| Total Revenues | \$ 4,097,528 |
| | |
| Operating Expenses: | |
| Bank Charges | \$ 2,768 |
| Computer Services | 1,134 |
| Equipment Leasing | 139 |
| Group Insurance | 4,573 |
| Dues & Publications | 216 |
| Office Space, etc. | 3,614 |
| Office Supplies, Expense | 924 |
| Postage, Printing | 3,132 |
| General Ledger Expense | 137,374 |
| Retirement | 6,735 |
| Salaries | 43,496 |
| Telephone | 327 |
| Travel | 1,314 |
| Total Operating Expenses (see p. 4) | <u>\$ 205,746</u> |
| | |
| 65 Tax Pro-Rata Operating Expenses (25.54%) | \$ (52,548) |
| Direct Expenses - '65 Tax: | |
| Tax Free Shopping | (78) |
| Legal Fees | (1,089) |
| Contract Audit | <u>(60)</u> |
| Total Shared and Direct Expenses - '65 Tax | (53,775) |
| Net Revenues | <u>\$ 4,043,753</u> |
| | |
| Distribution of Revenues: | |
| General Fund | \$ 2,718,100 |
| Bond Sinking Fund | 626,022 |
| Capital Projects Funds | <u>699,631</u> |
| Total Distributions | <u>\$ 4,043,753</u> |


Lafayette Parish School System

**Budget Variance Schedule
1965 (1%) Sales Tax**

| | Original Budget 09/10 | Budget Revision #1 09/10 | A Budget Revision #2 09/10 | B Actual Distribution 09/10 | (B - A) Budget Variance | Variance Percent |
|-------------------|-----------------------------|--------------------------------|-------------------------------------|--------------------------------------|-------------------------------|---------------------|
| 1965 SALES TAX | | | | | | |
| Jul | \$ 4,417,192 | \$ 4,295,096 | \$ 4,295,096 | \$ 4,295,096 | \$ - | 0.00% |
| Aug | 4,100,095 | 3,879,808 | 3,879,808 | 3,879,808 | - | 0.00% |
| Sep | 4,017,655 | 3,897,855 | 3,859,696 | 3,859,696 | - | 0.00% |
| Oct | 4,241,624 | 4,121,825 | 4,032,301 | 4,032,301 | - | 0.00% |
| Nov | 4,228,491 | 4,108,691 | 3,642,069 | 3,642,069 | - | 0.00% |
| Dec | 4,177,562 | 4,057,762 | 3,621,757 | 3,621,757 | - | 0.00% |
| Jan | 5,215,415 | 5,095,615 | 4,716,399 | 4,716,399 | - | 0.00% |
| Feb | 3,886,181 | 3,766,381 | 3,763,011 | 3,763,011 | - | 0.00% |
| Mar | 3,845,661 | 3,725,861 | 3,543,917 | 3,543,917 | - | 0.00% |
| Apr | 4,343,802 | 4,224,002 | 3,996,168 | 4,276,623 | 280,455 | 7.02% |
| May | 3,981,851 | 3,862,051 | 3,634,217 | 4,043,753 | 409,536 | 11.27% |
| Jun | 4,017,439 | 3,897,639 | 3,669,806 | | | |
| TOTAL | \$50,472,968 | \$48,932,586 | \$46,654,245 | \$43,674,430 | \$ 689,991 | 1.61% |

Sales Tax Receipts - 1965 Tax

\$6,000,000
 \$5,000,000
 \$4,000,000
 \$3,000,000
 \$2,000,000
 \$1,000,000
 \$-



05/06
 06/07
 07/08
 08/09
 09/10

| | 05/06 | 06/07 | 07/08 | 08/09 | 09/10 |
|-------|---------------|---------------|---------------|---------------|---------------|
| Jul | \$ 3,680,015 | \$ 4,535,997 | \$ 4,780,625 | \$ 4,912,401 | \$ 4,319,142 |
| Aug | 3,416,970 | 3,949,456 | 4,329,965 | 4,530,761 | 3,927,910 |
| Sep | 3,324,920 | 4,169,952 | 4,445,256 | 4,437,656 | 3,885,880 |
| Oct | 3,980,240 | 4,153,618 | 4,409,982 | 4,587,370 | 4,070,413 |
| Nov | 4,090,404 | 4,007,908 | 4,494,927 | 4,579,200 | 3,679,016 |
| Dec | 3,973,635 | 3,985,926 | 4,382,692 | 4,408,859 | 3,629,939 |
| Jan | 5,015,203 | 4,980,156 | 5,342,359 | 5,470,549 | 4,742,129 |
| Feb | 3,891,815 | 3,886,506 | 4,268,685 | 4,032,573 | 3,797,010 |
| Mar | 3,901,875 | 3,818,397 | 3,917,319 | 3,950,433 | 3,570,241 |
| Apr | 4,597,826 | 4,972,769 | 4,656,585 | 4,462,078 | 4,306,160 |
| May | 4,077,501 | 4,066,617 | 4,553,962 | 4,091,580 | 4,095,491 |
| Jun | 4,170,505 | 4,392,857 | 4,378,192 | 4,139,719 | |
| Total | \$ 33,398,504 | \$ 33,957,007 | \$ 35,879,468 | \$ 53,603,179 | \$ 44,023,331 |

Lafayette Parish School System

Statement of Revenue & Expenses, May 2010
Lafayette Parish School System 1988 Tax

| | <u>1988 Tax</u> |
|--|---------------------|
| Sales Tax Revenues '88 Tax - Cash Received | \$ 1,829,698 |
| Interest Income (pro-rata share, see page 4) | <u>910</u> |
| Total Revenues | \$ 1,830,608 |
| Operating Expenses: | |
| Bank Charges | \$ 2,768 |
| Computer Services | 1,134 |
| Equipment Leasing | 139 |
| Group Insurance | 4,573 |
| Dues & Publications | 216 |
| Office Space, etc. | 3,614 |
| Office Supplies, Expense | 924 |
| Postage, Printing | 3,132 |
| General Ledger Expense | 137,374 |
| Retirement | 6,735 |
| Salaries | 43,496 |
| Telephone | 327 |
| Travel | 1,314 |
| Total Operating Expenses (see p. 4) | <u>\$ 205,746</u> |
| 88 Tax Pro-Rata Operating Expenses (11.41%) | \$ (23,476) |
| Direct Expenses - '88 Tax: | |
| Tax Free Shopping | (39) |
| Legal Fees | (545) |
| Contract Audit | <u>(30)</u> |
| Total Shared and Direct Expenses - '88 Tax | (24,090) |
| Net Revenues | <u>\$ 1,806,518</u> |


Lafayette Parish School System

**Budget Variance Schedule
1988 (1/2%) Sales Tax**

| | Original Budget 09/10 | Budget Revision #1 09/10 | A Budget Revision #2 09/10 | B Actual Distribution 09/10 | (B - A) Budget Variance | Variance Percent |
|-------------------|-----------------------------|--------------------------------|-------------------------------------|--------------------------------------|-------------------------------|---------------------|
| 1988 SALES TAX | | | | | | |
| Jul | \$ 1,985,225 | \$ 1,857,558 | \$ 1,857,558 | \$ 1,857,558 | \$ - | 0.00% |
| Aug | 1,821,637 | 1,653,900 | 1,653,900 | 1,653,900 | - | 0.00% |
| Sep | 1,777,213 | 1,629,513 | 1,629,513 | 1,651,263 | 21,750 | 1.33% |
| Oct | 1,868,800 | 1,721,100 | 1,721,100 | 1,732,228 | 11,128 | 0.65% |
| Nov | 1,866,503 | 1,718,803 | 1,718,803 | 1,606,102 | (112,701) | -6.56% |
| Dec | 1,832,353 | 1,684,653 | 1,684,653 | 1,648,958 | (35,695) | -2.12% |
| Jan | 2,315,938 | 2,168,238 | 2,168,238 | 2,132,834 | (35,404) | -1.63% |
| Feb | 1,666,643 | 1,518,943 | 1,518,943 | 1,678,082 | 159,139 | 10.48% |
| Mar | 1,660,645 | 1,512,945 | 1,512,945 | 1,563,732 | 50,787 | 3.36% |
| Apr | 1,884,797 | 1,737,097 | 1,737,097 | 1,943,600 | 206,503 | 11.89% |
| May | 1,701,675 | 1,553,975 | 1,553,975 | 1,806,518 | 252,543 | 16.25% |
| Jun | 1,733,220 | 1,585,520 | 1,585,520 | | | |
| TOTAL | <u><u>\$22,114,648</u></u> | <u><u>\$20,342,244</u></u> | <u><u>\$20,342,244</u></u> | <u><u>\$19,274,775</u></u> | <u><u>\$ 518,050</u></u> | <u><u>3.30%</u></u> |

Sales Tax Receipts - 1988 Tax

\$3,000,000
 \$2,500,000
 \$2,000,000
 \$1,500,000
 \$1,000,000
 \$500,000
 \$-



05/06
 06/07
 07/08
 08/09
 09/10

| | 05/06 | 06/07 | 07/08 | 08/09 | 09/10 |
|--------------|----------------------|----------------------|----------------------|----------------------|----------------------|
| Jul | \$ 1,640,303 | \$ 2,038,848 | \$ 2,138,388 | \$ 2,180,186 | \$ 1,868,502 |
| Aug | 1,502,398 | 1,747,630 | 1,923,434 | 1,991,726 | 1,676,602 |
| Sep | 1,495,225 | 1,854,598 | 1,950,530 | 1,942,168 | 1,663,043 |
| Oct | 1,741,973 | 1,840,090 | 1,948,332 | 2,017,413 | 1,749,943 |
| Nov | 1,824,128 | 1,763,674 | 1,969,706 | 2,017,888 | 1,623,434 |
| Dec | 1,772,892 | 1,765,437 | 1,939,640 | 1,934,934 | 1,652,413 |
| Jan | 2,243,955 | 2,229,177 | 2,422,550 | 2,430,373 | 2,144,966 |
| Feb | 1,712,786 | 1,702,579 | 1,869,889 | 1,730,015 | 1,694,237 |
| Mar | 1,738,251 | 1,676,124 | 1,702,015 | 1,706,492 | 1,575,967 |
| Apr | 2,057,555 | 2,223,607 | 2,039,241 | 1,936,941 | 1,957,735 |
| May | 1,807,570 | 1,791,513 | 2,001,765 | 1,749,180 | 1,829,698 |
| Jun | 1,858,692 | 1,945,501 | 1,923,561 | 1,787,472 | |
| Total | \$ 33,398,504 | \$ 33,957,007 | \$ 35,879,468 | \$ 23,424,788 | \$ 19,436,540 |

Lafayette Parish School System

Statement of Revenue & Expenses, May 2010
Lafayette Parish School System 2002 Tax


| | <u>2002 Tax</u> |
|--|---------------------|
| Sales Tax Revenues '02 Tax - Cash Received | \$ 1,829,612 |
| Interest Income (pro-rata share, see page 4) | <u>910</u> |
| Total Revenues | \$ 1,830,522 |
| Operating Expenses: | |
| Bank Charges | \$ 2,768 |
| Computer Services | 1,134 |
| Equipment Leasing | 139 |
| Group Insurance | 4,573 |
| Dues & Publications | 216 |
| Office Space, etc. | 3,614 |
| Office Supplies, Expense | 924 |
| Postage, Printing | 3,132 |
| General Ledger Expense | 137,374 |
| Retirement | 6,735 |
| Salaries | 43,496 |
| Telephone | 327 |
| Travel | 1,314 |
| Total Operating Expenses (see p. 4) | <u>\$ 205,746</u> |
| 02 Tax Pro-Rata Operating Expenses (11.41%) | \$ (23,476) |
| Direct Expenses - '02 Tax: | |
| Tax Free Shopping | (39) |
| Legal Fees | (545) |
| Contract Audit | <u>(30)</u> |
| Total Shared and Direct Expenses - '02 Tax | (24,090) |
| Net Revenues | <u>\$ 1,806,432</u> |

Lafayette Parish School System

**Budget Variance Schedule
2002 (1/2%) Sales Tax**

| | Original Budget 09/10 | Budget Revision #1 09/10 | A Budget Revision #2 09/10 | B Actual Distribution 09/10 | (C - B) Budget Variance | Variance Percent |
|-------------------|-----------------------------|--------------------------------|-------------------------------------|--------------------------------------|-------------------------------|---------------------|
| 2002 SALES TAX | | | | | | |
| Jul | \$ 2,029,268 | \$ 1,857,373 | \$ 1,857,373 | \$ 1,857,373 | \$ - | 0.00% |
| Aug | 1,860,934 | 1,653,824 | 1,653,824 | 1,653,824 | - | 0.00% |
| Sep | 1,815,714 | 1,815,714 | 1,650,954 | 1,650,954 | - | 0.00% |
| Oct | 1,914,729 | 1,914,729 | 1,732,263 | 1,732,263 | - | 0.00% |
| Nov | 1,909,876 | 1,909,876 | 1,606,081 | 1,606,081 | - | 0.00% |
| Dec | 1,887,818 | 1,887,818 | 1,648,881 | 1,648,881 | - | 0.00% |
| Jan | 2,364,043 | 2,364,043 | 2,132,788 | 2,132,788 | - | 0.00% |
| Feb | 1,700,845 | 1,700,845 | 1,571,172 | 1,571,172 | - | 0.00% |
| Mar | 1,685,952 | 1,685,952 | 1,563,732 | 1,563,732 | - | 0.00% |
| Apr | 1,913,168 | 1,913,168 | 1,717,010 | 1,943,600 | 226,590 | 11.84% |
| May | 1,727,575 | 1,727,575 | 1,531,417 | 1,806,432 | 275,015 | 15.92% |
| Jun | 1,733,447 | 1,733,447 | 1,537,289 | | | |
| TOTAL | <u>\$22,543,369</u> | <u>\$22,164,364</u> | <u>\$20,202,784</u> | <u>\$19,167,100</u> | <u>501,605</u> | <u>2.69%</u> |

Sales Tax Receipts - 2002 Tax



| | 05/06 | 06/07 | 07/08 | 08/09 | 09/10 |
|--------------|----------------------|----------------------|----------------------|----------------------|----------------------|
| Jul | \$ 1,614,512 | \$ 2,030,742 | \$ 2,137,826 | \$ 2,180,105 | \$ 1,868,317 |
| Aug | 1,502,107 | 1,747,498 | 1,860,468 | 1,991,403 | 1,676,526 |
| Sep | 1,494,432 | 1,854,318 | 1,967,404 | 1,942,026 | 1,662,734 |
| Oct | 1,741,415 | 1,822,636 | 1,948,331 | 2,017,207 | 1,749,978 |
| Nov | 1,784,378 | 1,762,672 | 1,968,712 | 2,015,065 | 1,623,412 |
| Dec | 1,751,274 | 1,766,734 | 1,926,826 | 1,934,754 | 1,652,336 |
| Jan | 2,219,277 | 2,202,361 | 2,421,547 | 2,430,227 | 2,144,919 |
| Feb | 1,711,051 | 1,702,173 | 1,868,877 | 1,729,851 | 1,586,876 |
| Mar | 1,732,875 | 1,675,432 | 1,701,806 | 1,706,380 | 1,575,967 |
| Apr | 2,057,513 | 2,214,772 | 2,038,816 | 1,936,461 | 1,957,735 |
| May | 1,805,371 | 1,791,239 | 1,999,475 | 1,749,034 | 1,829,612 |
| Jun | 1,852,939 | 1,944,307 | 1,923,517 | 1,760,918 | |
| Total | \$ 21,267,144 | \$ 22,514,884 | \$ 23,763,605 | \$ 23,393,431 | \$ 19,328,412 |