

Sales Tax Collection Report  
For The Month Ending 5/31/11  
April 2011 Sales

Report Prepared By The Sales Tax Department

Lafayette Parish School System

**Sales Tax Report  
Table of Contents**

Page 3 Sales Tax Recap of Gross Receipts Collected During May 2011 for all Jurisdictions

Page 4 Schedule of Pro-Rata Expenses & Interest Income, May 2011  
Schedule of Increase/Decrease in Cash Received, May 2011

Page 5 Revenue Distribution Recap

Page 6 Budget Variance Schedule Recap, May 2011

School Board 1965 Sales Tax (1%):

Page 7 Statement of Revenue and Expenses, May 2011 - Distribution of Revenues

Page 8 General Fund Revenues Compared to Budget

Page 9 Graph of Gross Receipts (Fiscal Years 06/07 thru 10/11)

School Board 1988 Sales Tax (1/2%):

Page 10 Statement of Revenue and Expenses, May 2011

Page 11 General Fund Revenues Compared to Budget

Page 12 Graph of Gross Receipts (Fiscal Years 06/07 thru 10/11)

School Board 2002 Sales Tax (1/2%):

Page 13 Statement of Revenue and Expenses, May 2011

Page 14 General Fund Revenues Compared to Budget

Page 15 Graph of Gross Receipts (Fiscal Years 06/07 thru 10/11)

Lafayette Parish School System

**Sales Tax Recap For The Month Ending May 31, 2011**

Note: This schedule represents taxes collected in  
May 2011 on April 2011 sales.

| Tax                 | Tax Rate | Taxable Sales  | Current Sales Tax    | Food & Drug Exempt Tax | Vendors Comp.     | Penalty & Interest | Audits            | Total Cash Received  | Pro-Rata Percent |
|---------------------|----------|----------------|----------------------|------------------------|-------------------|--------------------|-------------------|----------------------|------------------|
| Sch Board '65       | 1 %      | \$ 441,776,300 | \$ 4,417,763         | \$ -                   | \$ 0              | \$ 99,926          | \$ 237,896        | \$ 4,755,585         | 26.72%           |
| Sch Board '88       | 1/2 %    | 371,707,600    | 1,858,538            | 268,681                | 0                 | 32,983             | 118,948           | 2,010,469            | 11.30%           |
| Sch.Board '02       | 1/2 %    | 371,707,600    | 1,858,538            | 268,681                | 0                 | 32,983             | 118,948           | 2,010,469            | 11.30%           |
| Parish Gov.         | 1 %      | 41,488,000     | 414,880              |                        | 8,298             | 32,544             | 185,007           | 632,431              | 3.55%            |
| Sheriff, Laf Parish | 1 %      | 41,488,100     | 414,881              |                        | 8,298             | 32,544             | 185,007           | 632,432              | 3.55%            |
| Lafayette '61       | 1 %      | 298,723,900    | 2,987,239            |                        | 59,745            | 28,557             | 49,908            | 3,065,704            | 17.23%           |
| Lafayette '85       | 1 %      | 253,943,700    | 2,539,437            | 447,802                | 50,789            | 28,563             | 49,908            | 2,617,908            | 14.71%           |
| Lafayette TIF Zones | 1 %      | 7,066,679      | 70,667               |                        | -                 | 466                | -                 | 71,133               | 0.40%            |
| Broussard           | 2%       | 45,837,900     | 916,758              |                        | 9,168             | 7,193              | 5,962             | 929,913              | 5.22%            |
| Carencro            | 2%       | 9,208,700      | 184,174              |                        | 3,683             | 342                | -                 | 184,516              | 1.04%            |
| Carencro TIF Zone   | 1%       | 3,321,100      | 33,211               |                        | 675               | 42                 | -                 | 33,253               | 0.19%            |
| Duson               | 2%       | 3,373,400      | 33,734               |                        | 675               | 9                  | -                 | 33,743               | 0.19%            |
| Scott               | 2 %      | 12,035,350     | 240,707              |                        | 4,814             | 896                | -                 | 241,603              | 1.36%            |
| Scott TIF Zones     | 1 %      | 2,889,800      | 28,898               |                        | 578               | 23                 | -                 | 28,921               | 0.16%            |
| Youngsville         | 2 1/2 %  | 11,829,640     | 295,741              |                        | 0                 | 568                | -                 | 296,309              | 1.66%            |
| Total Sales Tax     |          |                | 16,295,166           | 985,164                | 146,047           | 297,639            | 951,584           | 17,544,389           |                  |
| Hotel/Motel Tax     | 4%       | 6,307,950      | 252,318              |                        |                   |                    |                   | 252,318              | 1.42%            |
| <b>TOTAL</b>        |          |                | <b>\$ 16,547,484</b> | <b>\$ 985,164</b>      | <b>\$ 146,047</b> | <b>\$ 297,639</b>  | <b>\$ 951,584</b> | <b>\$ 17,796,707</b> | <b>100.00%</b>   |

Lafayette Parish School System

Schedule of Pro-Rata Expenses & Interest Income, May 2011

| <b>Tax:</b>         | Pro-Rata<br>Percent | Pro-Rata Share<br>of Expense | Pro-Rata Share<br>of Interest Inc. |
|---------------------|---------------------|------------------------------|------------------------------------|
| Sch.Bd. '65         | 26.72%              | \$ 21,684                    | \$ 2,517                           |
| Sch.Bd. '88         | 11.30%              | 9,170                        | 1,064                              |
| Sch.Bd. '02         | 11.30%              | 9,170                        | 1,064                              |
| Parish              | 3.55%               | 2,881                        | 334                                |
| Sheriff, Laf Parish | 3.55%               | 2,881                        | 334                                |
| Laf '61             | 17.23%              | 13,983                       | 1,623                              |
| Laf '85             | 14.71%              | 11,938                       | 1,385                              |
| Laf EDD - 101       | -0.71%              | -                            | -                                  |
| Laf EDD - 103       | 1.11%               | 325                          | 38                                 |
| Broussard           | 5.22%               | 4,236                        | 492                                |
| Carencro            | 1.04%               | 844                          | 98                                 |
| Carencro I-49 EDD   | 0.19%               | 154                          | 18                                 |
| Duson               | 0.19%               | 154                          | 18                                 |
| Scott               | 1.36%               | 1,104                        | 128                                |
| Scott EDD - AP      | 0.16%               | 130                          | 15                                 |
| Youngsville         | 1.66%               | 1,347                        | 156                                |
| Hotel/Motel         | 1.42%               | 1,152                        | 134                                |
| <b>Total</b>        | <b>100.00%</b>      | <b>\$ 81,153 (Note 1)</b>    | <b>\$ 9,418</b>                    |

Note 1: The detail of these expenses by cost category is listed on pages 7, 11, and 14.

Note 2: The cost of operation (operating expenses divided by cash received) is 0.4%.

Schedule of Increase/Decrease in Cash Received, May 2011

| <b>Tax:</b>         | May 2011 Cash Received<br>Compared to May 2010 |              | YTD Cash Received<br>Compared to Prior YTD |             |
|---------------------|--|--------------|--|-------------|
| Sch.Bd. '65         | \$ 660,094                                     | 16.1%        | \$ 3,662,131                               | 8.3%        |
| Sch.Bd. '88         | 180,771  | 9.9%         | 1,489,526                                  | 7.7%        |
| Sch.Bd. '02         | 180,857  | 9.9%         | 1,590,282                                  | 8.2%        |
| Parish              | 202,595  | 47.1%        | 7,974                                      | 0.2%        |
| Sheriff, Laf Parish | 202,595  | 47.1%        | 278,609                                    | 6.2%        |
| Laf '61             | 21,888   | 0.7%         | 1,933,603                                  | 5.9%        |
| Laf '85             | 22,972   | 0.9%         | 1,485,427                                  | 5.3%        |
| Laf EDD - 101       | (148,421)                                      | -664.1%      | (7,708)                                    | -5.1%       |
| Laf EDD - 103       | 160,546  | 437.9%       | 143,012                                    | 27.6%       |
| Broussard           | 172,359  | 22.8%        | 1,847,191                                  | 24.7%       |
| Carencro            | (4,762)  | -2.5%        | 168,423                                    | 8.9%        |
| Carencro I-49 EDD   | (4,353)  | -11.6%       | 159,501                                    | 63.3%       |
| Duson               | (6,624)  | -16.4%       | 23,718                                     | 5.7%        |
| Scott               | 1,277  | 0.5%         | 460,037                                    | 18.7%       |
| Scott EDD - AP      | 2,785  | 10.7%        | 29,326                                     | 14.0%       |
| Youngsville         | 74,943   | 33.9%        | 534,945                                    | 24.6%       |
| Hotel/Motel         | 39,328   | 18.5%        | 242,963                                    | 11.6%       |
| <b>Total</b>        | <b>\$ 1,758,850</b>                            | <b>11.0%</b> | <b>\$ 14,048,960</b>                       | <b>8.2%</b> |

**L.P.S.B. - SALES TAX DIVISION  
REVENUE DISTRIBUTION RECAP - May 31, 2011**

| Tax               | Pro-Rata<br>Expenses | Pro-Rata<br>Interest | Legal              | Audit            | Tax Free<br>Shopping | Gross<br>Revenues       | Net Revenues<br>Distributed |
|-------------------|----------------------|----------------------|--------------------|------------------|----------------------|-------------------------|-----------------------------|
| LPSB '65          | \$ 21,684.16         | \$ 2,516.50          | \$ 864.52          | \$ 127.43        | \$ 71.98             | \$ 4,755,584.82         | \$ 4,735,353.23             |
| LPSB '88          | 9,170.33             | 1,064.24             | 432.26             | 63.72            | 35.99                | 2,010,468.54            | 2,001,830.48                |
| LPSB '02          | 9,170.33             | 1,064.24             | 432.26             | 63.72            | 35.99                | 2,010,468.54            | 2,001,830.48                |
| Parish            | 2,880.94             | 334.34               |                    | 2,114.37         |                      | 632,431.49              | 632,765.83                  |
| Sheriff           | 2,880.94             | 334.34               |                    | 2,114.37         |                      | 632,431.53              | 627,770.56                  |
| Lafayette '61     | 13,982.72            | 1,622.72             | 864.52             | (1,986.93)       | 71.98                | 3,065,703.89            | 3,067,326.61                |
| Lafayette '85     | 11,937.65            | 1,385.39             | 864.52             | (1,986.93)       | 71.98                | 2,617,908.25            | 2,619,293.64                |
| LAF EDD - 101     | -                    | -                    |                    |                  |                      | (126,072.64)            | (126,072.64)                |
| LAF EDD - 103     | 324.61               | 37.67                |                    |                  |                      | 197,205.43              | 197,243.10                  |
| Broussard         | 2,118.10             | 245.81               |                    |                  |                      | 464,956.80              | 463,084.51                  |
| Broussard '92     | 2,118.10             | 245.81               |                    |                  |                      | 464,956.80              | 463,084.51                  |
| Carencro          | 422.00               | 48.97                |                    |                  |                      | 92,258.34               | 91,885.31                   |
| Carencro '93      | 422.00               | 48.97                |                    |                  |                      | 92,258.34               | 91,885.31                   |
| Carencro I-49 EDD | 154.19               | 17.89                |                    |                  |                      | 33,252.83               | 33,116.53                   |
| Duson             | 154.19               | 17.89                |                    |                  |                      | 33,743.16               | 33,606.86                   |
| Scott             | 1,103.69             | 128.09               |                    |                  |                      | 241,603.48              | 240,627.88                  |
| Scott EDD - AP    | 129.85               | 15.07                |                    |                  |                      | 28,920.58               | 28,805.80                   |
| Youngsville       | 1,347.15             | 156.34               |                    |                  |                      | 296,309.11              | 295,118.30                  |
| Hotel / Motel     | 1,152.38             | 133.74               |                    |                  |                      | 252,318.11              | 251,299.47                  |
| <b>Totals</b>     | <b>\$ 81,153.33</b>  | <b>\$ 9,418.02</b>   | <b>\$ 3,458.08</b> | <b>\$ 509.75</b> | <b>\$ 287.92</b>     | <b>\$ 17,796,707.40</b> | <b>\$ 17,749,855.77</b>     |

Expenses Due from City of Lafayette 24,144.12  
Expenses Due from Parish Government 4,995.31

Net Revenues Distributed  
\$ 17,720,716.34

**L.P.S.B. '65 - REVENUE DISTRIBUTION:**

General Fund \$ 2,925,553.29  
Bond Sinking Fund 623,659.38  
Capital Improvement Fund 594,640.78  
Minor Repair & Improvement Fund 591,499.78  
\$ 4,735,353.23

Lafayette Parish School System

**Budget Variance Recap**

**Actual Distributions Compared to Budget**

FY 2010 - 2011

| Fund                            | A<br>Budget<br>Revision #1<br>FY 10/11 | B<br>Actual<br>Distributions | (B - A)<br>Budget<br>Variance |
|---------------------------------|--|------------------------------|-------------------------------|
| General Fund - 1965 Tax         | \$ 29,373,202                          | \$ 30,257,185                | \$ 883,982                    |
| Bond Sinking Fund               | 6,851,527                              | 6,851,527                    | -                             |
| Capital Improvement Fund        | 4,101,781                              | 5,133,093                    | 1,031,313                     |
| Minor Repair & Improvement Fund | 4,067,230                              | 5,098,542                    | 1,031,313                     |
| <b>Total 1965 Tax</b>           | <b>\$ 44,393,739</b>                   | <b>\$ 47,340,347</b>         | <b>\$ 2,946,608</b>           |
| 1988 Tax (Dedicated)            | 19,532,213                             | 20,766,336                   | 1,234,123                     |
| <b>Grand Total</b>              | <b>\$ 63,925,952</b>                   | <b>\$ 68,106,683</b>         | <b>\$ 4,180,731</b>           |
| <b>2002 Tax (Dedicated)</b>     | <b>\$ 19,549,002</b>                   | <b>\$ 20,767,631</b>         | <b>\$ 1,218,629</b>           |

Notes: (1) Columns A & B above represent eleven months.

Lafayette Parish School System

**Statement of Revenue & Expenses, May 2011**  
**Lafayette Parish School System 1965 Tax**

|  |                 |
|--|-----------------|
|  | <u>1965 Tax</u> |
| Sales Tax Revenues '65 Tax - Cash Received   | \$ 4,755,585    |
| Interest Income (pro-rata share, see page 4) | <u>2,516</u>    |
| Total Revenues                               | \$ 4,758,101    |

Operating Expenses:

|                                     |                  |
|-------------------------------------|------------------|
| Bank Charges                        | \$ 2,621         |
| Computer Services                   | 549              |
| Equipment Leasing                   | 149              |
| Group Insurance                     | 5,627            |
| Dues & Publications                 | 225              |
| Office Space, etc.                  | 4,019            |
| Office Supplies, Expense            | 667              |
| Postage, Printing                   | 3,953            |
| Annual Audit Fee                    | -                |
| Retirement                          | 10,909           |
| Salaries                            | 49,693           |
| Telephone                           | 318              |
| Travel                              | <u>2,423</u>     |
| Total Operating Expenses (see p. 4) | <u>\$ 81,153</u> |

|   |                     |
|---|---------------------|
| 65 Tax Pro-Rata Operating Expenses (26.72%) | \$ (21,684)         |
| Direct Expenses - '65 Tax:                  |                     |
| Tax Free Shopping                           | (72)                |
| Legal Fees                                  | (865)               |
| Contract Audit                              | <u>(127)</u>        |
| Total Shared and Direct Expenses - '65 Tax  | <u>(22,748)</u>     |
| Net Revenues                                | <u>\$ 4,735,353</u> |

Distribution of Revenues:

|                        |                     |
|------------------------|---------------------|
| General Fund           | \$ 2,925,553        |
| Bond Sinking Fund      | 623,660             |
| Capital Projects Funds | <u>1,186,140</u>    |
| Total Distributions    | <u>\$ 4,735,353</u> |


Lafayette Parish School System

**Budget Variance Schedule  
1965 (1%) Sales Tax**

|              | A                   | B                   | C                   | (C - B)             |              |
|--------------|---------------------|---------------------|---------------------|---------------------|--------------|
| 1965         | Original            | Budget              | Actual              |                     |              |
| SALES TAX    | Budget              | Revision #1         | Distribution        | Budget              | Variance     |
|              | 10/11               | 10/11               | 10/11               | Variance            | Percent      |
| Jul          | \$ 3,867,917        | \$ 4,689,776        | \$ 4,689,776        | \$ -                | 0.00%        |
| Aug          | 3,492,991           | 3,938,529           | 3,938,529           | -                   | 0.00%        |
| Sep          | 3,474,884           | 3,898,136           | 3,898,136           | -                   | 0.00%        |
| Oct          | 3,630,281           | 4,227,688           | 4,227,688           | -                   | 0.00%        |
| Nov          | 3,278,955           | 3,905,752           | 3,905,752           | -                   | 0.00%        |
| Dec          | 3,260,668           | 4,097,277           | 4,097,277           | -                   | 0.00%        |
| Jan          | 4,246,174           | 5,177,247           | 5,177,247           | -                   | 0.00%        |
| Feb          | 3,387,389           | 3,777,903           | 3,777,903           | -                   | 0.00%        |
| Mar          | 3,190,588           | 3,190,598           | 3,921,081           | 730,483             | 22.89%       |
| Apr          | 3,850,244           | 3,850,244           | 4,971,607           | 1,121,363           | 29.12%       |
| May          | 3,640,591           | 3,640,591           | 4,735,353           | 1,094,762           | 30.07%       |
| Jun          | 3,752,108           | 3,752,108           |                     |                     |              |
| <b>TOTAL</b> | <u>\$43,072,790</u> | <u>\$48,145,849</u> | <u>\$47,340,349</u> | <u>\$ 2,946,608</u> | <u>7.28%</u> |



# Sales Tax Receipts - 1965 Tax



|              | 06/07                | 07/08                | 08/09                | 09/10                | 10/11                |
|--------------|----------------------|----------------------|----------------------|----------------------|----------------------|
| Jul          | \$ 4,535,997         | \$ 4,780,625         | \$ 4,912,401         | \$ 4,319,142         | \$ 4,720,794         |
| Aug          | 3,949,456            | 4,329,965            | 4,530,761            | 3,927,910            | 3,968,864            |
| Sep          | 4,169,952            | 4,445,256            | 4,437,656            | 3,885,880            | 3,923,252            |
| Oct          | 4,153,618            | 4,409,982            | 4,587,370            | 4,070,413            | 4,268,122            |
| Nov          | 4,007,908            | 4,494,927            | 4,579,200            | 3,679,016            | 3,937,804            |
| Dec          | 3,985,926            | 4,382,692            | 4,408,859            | 3,629,939            | 4,130,792            |
| Jan          | 4,980,156            | 5,342,359            | 4,268,685            | 4,742,129            | 5,216,165            |
| Feb          | 3,886,506            | 3,917,319            | 4,032,573            | 3,797,010            | 3,810,812            |
| Mar          | 3,818,397            | 4,656,585            | 3,950,433            | 3,570,241            | 3,952,117            |
| Apr          | 4,972,769            | 4,462,078            | 4,462,078            | 4,306,160            | 5,001,154            |
| May          | 4,066,617            | 4,553,962            | 4,091,580            | 4,095,491            | 4,755,585            |
| Jun          | 4,392,857            | 4,378,192            | 4,139,719            | 4,205,117            |                      |
| <b>Total</b> | <b>\$ 50,920,159</b> | <b>\$ 53,960,549</b> | <b>\$ 53,603,179</b> | <b>\$ 48,228,448</b> | <b>\$ 47,685,461</b> |

Lafayette Parish School System

**Statement of Revenue & Expenses, May 2011**  
**Lafayette Parish School System 1988 Tax**


|  | <u>1988 Tax</u>            |
|--|----------------------------|
| Sales Tax Revenues '88 Tax - Cash Received   | \$ 2,010,468               |
| Interest Income (pro-rata share, see page 4) | <u>1,064</u>               |
| Total Revenues                               | \$ 2,011,532               |
| Operating Expenses:                          |                            |
| Bank Charges                                 | \$ 2,621                   |
| Computer Services                            | 549                        |
| Equipment Leasing                            | 149                        |
| Group Insurance                              | 5,627                      |
| Dues & Publications                          | 225                        |
| Office Space, etc.                           | 4,019                      |
| Office Supplies, Expense                     | 667                        |
| Postage, Printing                            | 3,953                      |
| Annual Audit Fee                             | -                          |
| Retirement                                   | 10,909                     |
| Salaries                                     | 49,693                     |
| Telephone                                    | 318                        |
| Travel                                       | <u>2,423</u>               |
| Total Operating Expenses (see p. 4)          | <u>\$ 81,153</u>           |
| 88 Tax Pro-Rata Operating Expenses (11.30%)  | \$ (9,170)                 |
| Direct Expenses - '88 Tax:                   |                            |
| Tax Free Shopping                            | (36)                       |
| Legal Fees                                   | (432)                      |
| Contract Audit                               | <u>(64)</u>                |
| Total Shared and Direct Expenses - '88 Tax   | (9,702)                    |
| Net Revenues                                 | <u><u>\$ 2,001,830</u></u> |

Lafayette Parish School System

**Budget Variance Schedule  
1988 (1/2%) Sales Tax**

|              | A                   | B                   | C                   | (C - B)             |              |
|--------------|---------------------|---------------------|---------------------|---------------------|--------------|
| 1988         | Original            | Budget              | Actual              | Budget              | Variance     |
| SALES TAX    | Budget              | Revision #1         | Distribution        | Variance            | Percent      |
|              | 10/11               | 10/11               | 10/11               |                     |              |
| Jul          | \$ 1,646,641        | \$ 1,999,283        | \$ 1,999,283        | \$ -                | 0.00%        |
| Aug          | 1,466,679           | 1,741,831           | 1,741,831           | -                   | 0.00%        |
| Sep          | 1,464,340           | 1,720,247           | 1,720,247           | -                   | 0.00%        |
| Oct          | 1,536,140           | 1,861,211           | 1,861,211           | -                   | 0.00%        |
| Nov          | 1,424,291           | 1,726,218           | 1,726,218           | -                   | 0.00%        |
| Dec          | 1,462,296           | 1,789,535           | 1,789,535           | -                   | 0.00%        |
| Jan          | 1,891,397           | 2,314,448           | 2,314,448           | -                   | 0.00%        |
| Feb          | 1,488,123           | 1,667,118           | 1,667,118           | -                   | 0.00%        |
| Mar          | 1,386,718           | 1,386,718           | 1,734,747           | 348,029             | 25.10%       |
| Apr          | 1,723,584           | 1,723,584           | 2,209,868           | 486,284             | 28.21%       |
| May          | 1,602,020           | 1,602,020           | 2,001,830           | 399,810             | 24.96%       |
| Jun          | 1,648,496           | 1,648,496           |                     |                     |              |
| <b>TOTAL</b> | <u>\$18,740,725</u> | <u>\$21,180,709</u> | <u>\$20,766,336</u> | <u>\$ 1,234,123</u> | <u>6.93%</u> |

# Sales Tax Receipts - 1988 Tax



|              | 06/07                | 07/08                | 08/09                | 09/10                | 10/11                |
|--------------|----------------------|----------------------|----------------------|----------------------|----------------------|
| Jul          | \$ 2,038,848         | \$ 2,138,388         | \$ 2,180,186         | \$ 1,868,502         | \$ 2,013,375         |
| Aug          | 1,747,630            | 1,923,434            | 1,991,726            | 1,676,602            | 1,755,952            |
| Sep          | 1,854,598            | 1,950,530            | 1,942,168            | 1,663,043            | 1,731,706            |
| Oct          | 1,840,090            | 1,948,332            | 2,017,413            | 1,749,943            | 1,880,225            |
| Nov          | 1,763,674            | 1,969,706            | 2,017,888            | 1,623,434            | 1,741,141            |
| Dec          | 1,765,437            | 1,939,640            | 1,934,934            | 1,652,413            | 1,805,132            |
| Jan          | 2,229,177            | 2,422,550            | 2,430,373            | 2,144,966            | 2,332,923            |
| Feb          | 1,702,579            | 1,869,889            | 1,730,015            | 1,694,237            | 1,682,453            |
| Mar          | 1,676,124            | 1,702,015            | 1,706,492            | 1,575,967            | 1,749,073            |
| Apr          | 2,223,607            | 2,039,241            | 1,936,941            | 1,957,735            | 2,223,618            |
| May          | 1,791,513            | 2,001,765            | 1,749,180            | 1,829,698            | 2,010,468            |
| Jun          | 1,945,501            | 1,923,561            | 1,787,472            | 1,876,463            |                      |
| <b>Total</b> | <b>\$ 22,578,778</b> | <b>\$ 23,829,051</b> | <b>\$ 23,424,788</b> | <b>\$ 21,313,003</b> | <b>\$ 20,926,066</b> |

Lafayette Parish School System

**Statement of Revenue & Expenses, May 2011**  
**Lafayette Parish School System 2002 Tax**

|  | <u>2002 Tax</u>            |
|--|----------------------------|
| Sales Tax Revenues '02 Tax - Cash Received   | \$ 2,010,468               |
| Interest Income (pro-rata share, see page 4) | <u>1,064</u>               |
| Total Revenues                               | \$ 2,011,532               |
| Operating Expenses:                          |                            |
| Bank Charges                                 | \$ 2,621                   |
| Computer Services                            | 549                        |
| Equipment Leasing                            | 149                        |
| Group Insurance                              | 5,627                      |
| Dues & Publications                          | 225                        |
| Office Space, etc.                           | 4,019                      |
| Office Supplies, Expense                     | 667                        |
| Postage, Printing                            | 3,953                      |
| Annual Audit Fee                             | -                          |
| Retirement                                   | 10,909                     |
| Salaries                                     | 49,693                     |
| Telephone                                    | 318                        |
| Travel                                       | 2,423                      |
| Total Operating Expenses (see p. 4)          | <u>\$ 81,153</u>           |
| 02 Tax Pro-Rata Operating Expenses (11.30%)  | \$ (9,170)                 |
| Direct Expenses - '02 Tax:                   |                            |
| Tax Free Shopping                            | (36)                       |
| Legal Fees                                   | (432)                      |
| Contract Audit                               | <u>(64)</u>                |
| Total Shared and Direct Expenses - '02 Tax   | (9,702)                    |
| Net Revenues                                 | <u><u>\$ 2,001,830</u></u> |


Lafayette Parish School System

**Budget Variance Schedule  
2002 (1/2%) Sales Tax**

|              | A                   | B                   | C                   | (C - B)          |              |
|--------------|---------------------|---------------------|---------------------|------------------|--------------|
| 2002         | Original            | Budget              | Actual              | Budget           | Variance     |
| SALES TAX    | Budget              | Revision #1         | Distribution        | Variance         | Percent      |
|              | 10/11               | 10/11               | 10/11               |                  |              |
| Jul          | \$ 1,653,530        | \$ 1,999,103        | \$ 1,999,103        | \$ -             | 0.00%        |
| Aug          | 1,472,234           | 1,741,688           | 1,741,688           | -                | 0.00%        |
| Sep          | 1,469,679           | 1,720,075           | 1,720,075           | -                | 0.00%        |
| Oct          | 1,542,061           | 1,861,097           | 1,861,097           | -                | 0.00%        |
| Nov          | 1,429,733           | 1,726,104           | 1,726,104           | -                | 0.00%        |
| Dec          | 1,467,834           | 1,789,399           | 1,789,399           | -                | 0.00%        |
| Jan          | 1,898,608           | 2,314,276           | 2,314,276           | -                | 0.00%        |
| Feb          | 1,398,657           | 1,666,947           | 1,666,947           | -                | 0.00%        |
| Mar          | 1,392,034           | 1,392,034           | 1,734,576           | 342,542          | 24.61%       |
| Apr          | 1,730,193           | 1,730,193           | 2,203,898           | 473,705          | 27.38%       |
| May          | 1,608,086           | 1,608,086           | 2,010,468           | 402,382          | 25.02%       |
| Jun          | 1,654,817           | 1,654,817           |                     |                  |              |
| <b>TOTAL</b> | <u>\$18,717,466</u> | <u>\$21,203,819</u> | <u>\$20,767,631</u> | <u>1,218,629</u> | <u>7.14%</u> |

## Sales Tax Receipts - 2002 Tax

\$3,000,000  
 \$2,500,000  
 \$2,000,000  
 \$1,500,000  
 \$1,000,000  
 \$500,000  
 \$-



06/07  
 07/08  
 08/09  
 09/10  
 10/11

|              | 06/07                | 07/08                | 08/09                | 09/10                | 10/11                |
|--------------|----------------------|----------------------|----------------------|----------------------|----------------------|
| Jul          | \$ 2,030,742         | \$ 2,137,826         | \$ 2,180,105         | \$ 1,868,317         | \$ 1,999,103         |
| Aug          | 1,747,498            | 1,860,468            | 1,991,403            | 1,676,526            | 1,755,809            |
| Sep          | 1,854,318            | 1,967,404            | 1,942,026            | 1,662,734            | 1,731,534            |
| Oct          | 1,822,636            | 1,948,331            | 2,017,207            | 1,749,978            | 1,880,110            |
| Nov          | 1,762,672            | 1,968,712            | 2,015,065            | 1,623,412            | 1,741,027            |
| Dec          | 1,766,734            | 1,926,826            | 1,934,754            | 1,652,336            | 1,804,989            |
| Jan          | 2,202,361            | 2,421,547            | 2,430,227            | 2,144,919            | 2,332,752            |
| Feb          | 1,702,173            | 1,868,877            | 1,729,851            | 1,586,876            | 1,682,282            |
| Mar          | 1,675,432            | 1,701,806            | 1,706,380            | 1,575,967            | 1,748,901            |
| Apr          | 2,214,772            | 2,038,816            | 1,936,461            | 1,957,735            | 2,217,626            |
| May          | 1,791,239            | 1,999,475            | 1,749,034            | 1,829,612            | 2,010,468            |
| Jun          | 1,944,307            | 1,923,517            | 1,760,918            | 1,876,463            |                      |
| <b>Total</b> | <b>\$ 22,514,884</b> | <b>\$ 23,763,605</b> | <b>\$ 23,393,431</b> | <b>\$ 21,204,875</b> | <b>\$ 20,904,601</b> |