

Sales Tax Collection Report  
For The Month Ending 1/31/11  
December 2010 Sales

Report Prepared By The Sales Tax Department

Lafayette Parish School System

**Sales Tax Report  
Table of Contents**

Page 3 Sales Tax Recap of Gross Receipts Collected During January 2011 for all Jurisdictions

Page 4 Schedule of Pro-Rata Expenses & Interest Income, January 2011  
Schedule of Increase/Decrease in Cash Received, January 2011

Page 5 Revenue Distribution Recap

Page 6 Budget Variance Schedule Recap, January 2011

*School Board 1965 Sales Tax (1%):*

Page 7 Statement of Revenue and Expenses, January 2011 - Distribution of Revenues

Page 8 General Fund Revenues Compared to Budget

Page 9 Graph of Gross Receipts (Fiscal Years 06/07 thru 10/11)

*School Board 1988 Sales Tax (1/2%):*

Page 10 Statement of Revenue and Expenses, January 2011

Page 11 General Fund Revenues Compared to Budget

Page 12 Graph of Gross Receipts (Fiscal Years 06/07 thru 10/11)

*School Board 2002 Sales Tax (1/2%):*

Page 13 Statement of Revenue and Expenses, January 2011

Page 14 General Fund Revenues Compared to Budget

Page 15 Graph of Gross Receipts (Fiscal Years 06/07 thru 10/11)

Lafayette Parish School System

**Sales Tax Recap For The Month Ending January 31, 2011**

Note: This schedule represents taxes collected in January 2011 on December 2010 sales.

Tax	Tax Rate	Taxable Sales	Current Sales Tax	Food & Drug Exempt Tax	Vendors Comp.	Penalty & Interest	Audits	Total Cash Received	Pro-Rata Percent
Sch Board '65	1 %	\$ 517,947,093	\$ 5,179,471	\$ -	0	\$ 23,269	\$ 13,425	\$ 5,216,165	25.62%
Sch Board '88	1/2 %	463,090,870	2,315,454	315,507	0	10,756	6,713	2,332,923	11.47%
Sch.Board '02	1/2 %	463,090,984	2,315,455	315,507	0	10,584	6,713	2,332,752	11.47%
Parish Gov.	1 %	40,319,802	403,198		8,064	646	639	404,483	1.99%
Sheriff, Laf Parish	1 %	40,319,802	403,198		8,064	646	639	404,483	1.99%
Lafayette '61	1 %	399,872,335	3,998,723		79,974	17,808	11,261	4,027,792	19.80%
Lafayette '85	1 %	347,287,831	3,472,878	525,845	69,458	17,856	11,261	3,501,995	17.21%
Lafayette TIF Zones	1 %	11,569,005	115,690		-	127	-	115,817	0.57%
Broussard	2%	46,628,283	932,566		9,326	3,031	-	935,597	4.60%
Carencro	2%	10,171,311	203,426		4,069	1,467	2,408	207,301	1.02%
Carencro TIF Zone	1%	4,069,384	40,694			-	-	40,694	0.20%
Duson	1 %	4,404,084	44,041		881	73	-	44,114	0.22%
Scott	2 %	15,825,353	316,507		6,330	193	-	316,700	1.56%
Scott TIF Zones	1 %	2,575,697	25,757		515	-	-	25,757	0.13%
Youngsville	2 1/2 %	10,537,110	263,428		0	1,761	1,593	266,782	1.31%
Total Sales Tax			20,030,486	1,156,859	186,680	88,217	54,652	20,173,355	
Hotel/Motel Tax	4%	4,289,483	171,579			-	-	171,579	0.84%
<b>TOTAL</b>			\$ 20,202,066	\$ 1,156,859	\$ 186,680	\$ 88,217	\$ 54,652	\$ 20,344,935	100.00%

Lafayette Parish School System

**Schedule of Pro-Rata Expenses & Interest Income, January 2011**

<b>Tax:</b>	Pro-Rata Percent	Pro-Rata Share of Expense	Pro-Rata Share of Interest Inc.
Sch.Bd. '65	25.62%	\$ 20,982	\$ 2,175
Sch.Bd. '88	11.47%	9,394	974
Sch.Bd. '02	11.47%	9,394	974
Parish	1.99%	1,630	169
Sheriff, Laf Parish	1.99%	1,630	169
Laf '61	19.80%	16,216	1,681
Laf '85	17.21%	14,094	1,461
Laf EDD - 101	0.20%	164	17
Laf EDD - 103	0.37%	303	31
Broussard	4.60%	3,766	391
Carencro	1.02%	835	88
Carencro I-49 EDD	0.20%	164	17
Duson	0.22%	180	19
Scott	1.56%	1,278	132
Scott EDD - AP	0.13%	106	11
Youngsville	1.31%	1,073	111
Hotel/Motel	0.84%	688	71
<b>Total</b>	<b>100.00%</b>	<b>\$ 81,897</b> (Note 1)	<b>\$ 8,491</b>

Note 1: The detail of these expenses by cost category is listed on pages 7, 11, and 14.

Note 2: The cost of operation (operating expenses divided by cash received) is 0.4%.

**Schedule of Increase/Decrease in Cash Received, January 2011**

<b>Tax:</b>	January 2011 Cash Received Compared to January 2010		YTD Cash Received Compared to Prior YTD	
Sch.Bd. '65	\$ 474,036	10.0%	\$ 1,911,365	6.8%
Sch.Bd. '88	187,957	8.8%	881,551	7.1%
Sch.Bd. '02	187,832	8.8%	881,194	7.1%
Parish	42,253	11.7%	(82,623)	-2.9%
Sheriff, Laf Parish	42,253	11.7%	(82,802)	-2.9%
Laf '61	184,590	4.8%	1,358,993	6.4%
Laf '85	150,081	4.5%	905,049	5.0%
Laf EDD - 101	10,208	32.7%	71,464	59.5%
Laf EDD - 103	13,449	22.1%	28,138	9.3%
Broussard	233,737	33.3%	1,247,671	26.7%
Carencro	39,027	23.2%	110,667	9.5%
Carencro I-49 EDD	3,581	9.7%	154,451	143.1%
Duson	5,764	15.0%	14,010	5.2%
Scott	86,715	37.7%	358,856	23.0%
Scott EDD - AP	3,740	17.0%	14,376	10.5%
Youngsville	73,018	37.7%	193,545	14.2%
Hotel/Motel	(7,000)	-3.9%	113,567	8.5%
<b>Total</b>	<b>\$ 1,731,241</b>	<b>9.3%</b>	<b>\$ 8,079,472</b>	<b>7.4%</b>

**L.P.S.B. - SALES TAX DIVISION  
REVENUE DISTRIBUTION RECAP - January 31, 2011**

Tax	Pro-Rata Expenses	Pro-Rata Interest	Legal	Audit	Tax Free Shopping	Gross Revenues	Net Revenues Distributed
LPSB '65	\$ 20,981.94	\$ 2,175.43	\$ 1,902.80	\$ 18,183.68	\$ 25.22	\$ 5,216,164.93	\$ 5,177,246.72
LPSB '88	9,393.56	973.92	951.41	9,091.87	12.62	2,332,923.35	2,314,447.81
LPSB '02	9,393.56	973.92	951.41	9,091.87	12.62	2,332,751.92	2,314,276.38
Parish	1,629.75	168.97		2,297.65		404,483.02	404,651.99
Sheriff	1,629.75	168.97		2,297.65		404,483.02	400,724.59
Lafayette '61	16,215.56	1,681.23	1,902.82	15,886.07	25.24	4,027,792.35	4,029,473.58
Lafayette '85	14,094.43	1,461.31	1,902.82	15,886.07	25.24	3,501,995.31	3,503,456.62
LAF EDD - 101	163.79	16.98				41,455.16	41,472.14
LAF EDD - 103	303.02	31.42				74,361.89	74,393.31
Broussard	1,883.63	195.29				467,798.33	466,109.99
Broussard '92	1,883.63	195.29				467,798.33	466,109.99
Carencro	417.67	43.30				103,650.61	103,276.24
Carencro '93	417.67	43.30				103,650.61	103,276.24
Carencro   -49 EDD	163.79	16.98				40,693.84	40,547.03
Duson	180.17	18.68				44,113.84	43,952.35
Scott	1,277.59	132.46				316,700.06	315,554.93
Scott EDD - AP	106.47	11.04				25,756.97	25,661.54
Youngsville	1,072.85	111.23				266,781.76	265,820.14
Hotel / Motel	687.93	71.32				171,579.31	170,962.70
<b>Totals</b>	<b>\$ 81,896.76</b>	<b>\$ 8,491.04</b>	<b>\$ 7,611.26</b>	<b>\$ 72,734.86</b>	<b>\$ 100.94</b>	<b>\$ 20,344,934.61</b>	<b>\$ 20,261,414.29</b>

Expenses Due from City of Lafayette	66,405.06
Expenses Due from Parish Government	3,927.40
<b>Net Revenues Distributed</b>	<b>\$ 20,191,081.83</b>

Lafayette Parish School System

**Budget Variance Recap**

**Actual Distributions Compared to Budget**

FY 2010 - 2011

Fund	A Original Budget FY 10/11	B Actual Distributions	(B - A) Budget Variance
General Fund - 1965 Tax	\$ 17,955,241	\$ 19,360,001	\$ 1,404,760
Bond Sinking Fund	4,358,000	4,357,980	-
Capital Improvement Fund	1,480,318	3,119,205	1,638,887
Minor Repair & Improvement Fund	1,458,331	3,097,218	1,638,887
<b>Total 1965 Tax</b>	<b>\$ 25,251,890</b>	<b>\$ 29,934,403</b>	<b>\$ 4,682,534</b>
1988 Tax (Dedicated)	10,891,784	13,152,773	2,260,989
<b>Grand Total</b>	<b>\$ 36,143,674</b>	<b>\$ 43,087,176</b>	<b>\$ 6,943,523</b>
<b>2002 Tax (Dedicated)</b>	<b>\$ 10,933,679</b>	<b>\$ 13,151,742</b>	<b>\$ 2,218,063</b>

Notes: (1) Columns A & B above represent seven months.

Lafayette Parish School System

**Statement of Revenue & Expenses, January 2011**  
**Lafayette Parish School System 1965 Tax**

	<u>1965 Tax</u>
Sales Tax Revenues '65 Tax - Cash Received	\$ 5,216,165
Interest Income (pro-rata share, see page 4)	<u>2,175</u>
Total Revenues	\$ 5,218,340

Operating Expenses:	
Bank Charges	\$ 2,292
Computer Services	549
Equipment Leasing	162
Group Insurance	5,627
Dues & Publications	1,159
Office Space, etc.	6,539
Office Supplies, Expense	976
Postage, Printing	3,822
General Ledger Expense	-
Retirement	10,273
Salaries	49,693
Telephone	294
Travel	<u>511</u>
Total Operating Expenses (see p. 4)	<u>\$ 81,897</u>

65 Tax Pro-Rata Operating Expenses (25.62%)	\$ (20,982)
Direct Expenses - '65 Tax:	
Tax Free Shopping	(25)
Legal Fees	(1,903)
Contract Audit	<u>(18,183)</u>
Total Shared and Direct Expenses - '65 Tax	(41,093)
Net Revenues	<u>\$ 5,177,247</u>

Distribution of Revenues:	
General Fund	\$ 3,483,120
Bond Sinking Fund	622,569
Capital Projects Funds	<u>1,071,558</u>
Total Distributions	<u>\$ 5,177,247</u>

Lafayette Parish School System


**Budget Variance Schedule  
1965 (1%) Sales Tax**

	A	B	(B - A)	
1965	Original	Actual	Budget	Variance
SALES TAX	Budget	Distribution	Variance	Percent
	10/11	10/11		
Jul	\$ 3,867,917	\$ 4,689,776	\$ 821,859	21.25%
Aug	3,492,991	3,938,529	445,538	12.76%
Sep	3,474,884	3,898,136	423,252	12.18%
Oct	3,630,281	4,227,688	597,407	16.46%
Nov	3,278,955	3,905,752	626,797	19.12%
Dec	3,260,668	4,097,277	836,609	25.66%
Jan	4,246,174	5,177,247	931,073	21.93%
Feb	3,387,389			
Mar	3,190,588			
Apr	3,850,244			
May	3,640,591			
Jun	3,752,108			
<b>TOTAL</b>	<u>\$43,072,790</u>	<u>\$29,934,405</u>	<u>\$ 4,682,535</u>	<u>18.54%</u>



# Sales Tax Receipts - 1965 Tax

\$6,000,000  
 \$5,000,000  
 \$4,000,000  
 \$3,000,000  
 \$2,000,000  
 \$1,000,000  
 \$-



06/07  
 07/08  
 08/09  
 09/10  
 10/11

	06/07	07/08	08/09	09/10	10/11
Jul	\$ 4,535,997	\$ 4,780,625	\$ 4,912,401	\$ 4,319,142	\$ 4,720,794
Aug	3,949,456	4,329,965	4,530,761	3,927,910	3,968,864
Sep	4,169,952	4,445,256	4,437,656	3,885,880	3,923,252
Oct	4,153,618	4,409,982	4,587,370	4,070,413	4,268,122
Nov	4,007,908	4,494,927	4,579,200	3,679,016	3,937,804
Dec	3,985,926	4,382,692	4,408,859	3,629,939	4,130,792
Jan	4,980,156	5,342,359	5,470,549	4,742,129	5,216,165
Feb	3,886,506	4,268,685	4,032,573	3,797,010	
Mar	3,818,397	3,917,319	3,950,433	3,570,241	
Apr	4,972,769	4,656,585	4,462,078	4,306,160	
May	4,066,617	4,553,962	4,091,580	4,095,491	
Jun	4,392,857	4,378,192	4,139,719	4,205,117	
Total	\$ 50,920,159	\$ 53,960,549	\$ 53,603,179	\$ 48,228,448	\$ 30,165,793

Lafayette Parish School System

**Statement of Revenue & Expenses, January 2011**  
**Lafayette Parish School System 1988 Tax**

	<u>1988 Tax</u>
Sales Tax Revenues '88 Tax - Cash Received	\$ 2,332,923
Interest Income (pro-rata share, see page 4)	<u>974</u>
Total Revenues	\$ 2,333,897
Operating Expenses:	
Bank Charges	\$ 2,292
Computer Services	549
Equipment Leasing	162
Group Insurance	5,627
Dues & Publications	1,159
Office Space, etc.	6,539
Office Supplies, Expense	976
Postage, Printing	3,822
General Ledger Expense	-
Retirement	10,273
Salaries	49,693
Telephone	294
Travel	511
Total Operating Expenses (see p. 4)	<u>\$ 81,897</u>
88 Tax Pro-Rata Operating Expenses (11.47%)	\$ (9,394)
Direct Expenses - '88 Tax:	
Tax Free Shopping	(12)
Legal Fees	(951)
Contract Audit	<u>(9,092)</u>
Total Shared and Direct Expenses - '88 Tax	(19,449)
Net Revenues	<u>\$ 2,314,448</u>


Lafayette Parish School System

**Budget Variance Schedule  
1988 (1/2%) Sales Tax**

	A	B	(B - A)	
1988	Original	Actual	Budget	Variance
SALES TAX	Budget	Distribution	Variance	Percent
	10/11	10/11		
Jul	\$ 1,646,641	\$ 1,999,283	\$ 352,642	21.42%
Aug	1,466,679	1,741,831	275,152	18.76%
Sep	1,464,340	1,720,247	255,907	17.48%
Oct	1,536,140	1,861,211	325,071	21.16%
Nov	1,424,291	1,726,218	301,927	21.20%
Dec	1,462,296	1,789,535	327,239	22.38%
Jan	1,891,397	2,314,448	423,051	22.37%
Feb	1,488,123			
Mar	1,386,718			
Apr	1,723,584			
May	1,602,020			
Jun	1,648,496			
<b>TOTAL</b>	<u>\$18,740,725</u>	<u>\$13,152,773</u>	<u>\$ 2,260,989</u>	<u>20.76%</u>

# Sales Tax Receipts - 1988 Tax

\$3,000,000  
 \$2,500,000  
 \$2,000,000  
 \$1,500,000  
 \$1,000,000  
 \$500,000  
 \$-



	06/07	07/08	08/09	09/10	10/11
Jul	\$ 2,038,848	\$ 2,138,388	\$ 2,180,186	\$ 1,868,502	\$ 2,013,375
Aug	1,747,630	1,923,434	1,991,726	1,676,602	1,755,952
Sep	1,854,598	1,950,530	1,942,168	1,663,043	1,731,706
Oct	1,840,090	1,948,332	2,017,413	1,749,943	1,880,225
Nov	1,763,674	1,969,706	2,017,888	1,623,434	1,741,141
Dec	1,765,437	1,939,640	1,934,934	1,652,413	1,805,132
Jan	2,229,177	2,422,550	2,430,373	2,144,966	2,332,923
Feb	1,702,579	1,869,889	1,730,015	1,694,237	
Mar	1,676,124	1,702,015	1,706,492	1,575,967	
Apr	2,223,607	2,039,241	1,936,941	1,957,735	
May	1,791,513	2,001,765	1,749,180	1,829,698	
Jun	1,945,501	1,923,561	1,787,472	1,876,463	
<b>Total</b>	<b>\$ 22,578,778</b>	<b>\$ 23,829,051</b>	<b>\$ 23,424,788</b>	<b>\$ 21,313,003</b>	<b>\$ 13,260,454</b>

Lafayette Parish School System

**Statement of Revenue & Expenses, January 2011**  
**Lafayette Parish School System 2002 Tax**

	<u>2002 Tax</u>
Sales Tax Revenues '02 Tax - Cash Received	\$ 2,332,752
Interest Income (pro-rata share, see page 4)	<u>974</u>
Total Revenues	\$ 2,333,726
Operating Expenses:	
Bank Charges	\$ 2,292
Computer Services	549
Equipment Leasing	162
Group Insurance	5,627
Dues & Publications	1,159
Office Space, etc.	6,539
Office Supplies, Expense	976
Postage, Printing	3,822
General Ledger Expense	-
Retirement	10,273
Salaries	49,693
Telephone	294
Travel	511
Total Operating Expenses (see p. 4)	<u>\$ 81,897</u>
02 Tax Pro-Rata Operating Expenses (11.47%)	\$ (9,394)
Direct Expenses - '02 Tax:	
Tax Free Shopping	(13)
Legal Fees	(951)
Contract Audit	<u>(9,092)</u>
Total Shared and Direct Expenses - '02 Tax	(19,450)
Net Revenues	<u>\$ 2,314,276</u>


Lafayette Parish School System

**Budget Variance Schedule  
2002 (1/2%) Sales Tax**

2002 SALES TAX	A	B	(B - A)	
	Original Budget 10/11	Actual Distribution 10/11	Budget Variance	Variance Percent
Jul	\$ 1,653,530	\$ 1,999,103	\$ 345,573	20.90%
Aug	1,472,234	1,741,688	269,454	18.30%
Sep	1,469,679	1,720,075	250,396	17.04%
Oct	1,542,061	1,861,097	319,036	20.69%
Nov	1,429,733	1,726,104	296,371	20.73%
Dec	1,467,834	1,789,399	321,565	21.91%
Jan	1,898,608	2,314,276	415,668	21.89%
Feb	1,398,657			
Mar	1,392,034			
Apr	1,730,193			
May	1,608,086			
Jun	1,654,817			
<b>TOTAL</b>	<u><u>\$18,717,466</u></u>	<u><u>\$13,151,742</u></u>	<u><u>2,218,063</u></u>	<u><u>20.29%</u></u>

# Sales Tax Receipts - 2002 Tax

\$3,000,000  
 \$2,500,000  
 \$2,000,000  
 \$1,500,000  
 \$1,000,000  
 \$500,000  
 \$-



	06/07	07/08	08/09	09/10	10/11
Jul	\$ 2,030,742	\$ 2,137,826	\$ 2,180,105	\$ 1,868,317	\$ 1,999,103
Aug	1,747,498	1,860,468	1,991,403	1,676,526	1,755,809
Sep	1,854,318	1,967,404	1,942,026	1,662,734	1,731,534
Oct	1,822,636	1,948,331	2,017,207	1,749,978	1,880,110
Nov	1,762,672	1,968,712	2,015,065	1,623,412	1,741,027
Dec	1,766,734	1,926,826	1,934,754	1,652,336	1,804,989
Jan	2,202,361	2,421,547	2,430,227	2,144,919	2,332,752
Feb	1,702,173	1,868,877	1,729,851	1,586,876	
Mar	1,675,432	1,701,806	1,706,380	1,575,967	
Apr	2,214,772	2,038,816	1,936,461	1,957,735	
May	1,791,239	1,999,475	1,749,034	1,829,612	
Jun	1,944,307	1,923,517	1,760,918	1,876,463	
<b>Total</b>	<b>\$ 22,514,884</b>	<b>\$ 23,763,605</b>	<b>\$ 23,393,431</b>	<b>\$ 21,204,875</b>	<b>\$ 13,245,324</b>