

Sales Tax Collection Report  
For The Month Ending 3/31/10  
February 2010 Sales

Report Prepared By The Sales Tax Department

Lafayette Parish School System

**Sales Tax Report  
Table of Contents**

Page 3 Sales Tax Recap of Gross Receipts Collected During March 2010 for all Jurisdictions

Page 4 Schedule of Pro-Rata Expenses & Interest Income, March 2010  
Schedule of Increase/Decrease in Cash Received, March 2010

Page 5 Revenue Distribution Recap

Page 6 Budget Variance Schedule Recap, March 2010

School Board 1965 Sales Tax (1%):

Page 7 Statement of Revenue and Expenses, March 2010 - Distribution of Revenues

Page 8 General Fund Revenues Compared to Budget

Page 9 Graph of Gross Receipts (Fiscal Years 05/06 thru 09/10)

School Board 1988 Sales Tax (1/2%):

Page 10 Statement of Revenue and Expenses, March 2010

Page 11 General Fund Revenues Compared to Budget

Page 12 Graph of Gross Receipts (Fiscal Years 05/06 thru 09/10)

School Board 2002 Sales Tax (1/2%):

Page 13 Statement of Revenue and Expenses, March 2010

Page 14 General Fund Revenues Compared to Budget

Page 15 Graph of Gross Receipts (Fiscal Years 05/06 thru 09/10)

Lafayette Parish School System

**Sales Tax Recap For The Month Ending March 31, 2010**

Note: This schedule represents taxes collected in March 2010 on February 2010 sales.

| Tax                 | Tax Rate | Taxable Sales  | Current Sales Tax    | Food & Drug Exempt Tax | Vendors Comp.    | Penalty & Interest | Audits            | Total Cash Received  | Pro-Rata Percent |
|---------------------|----------|----------------|----------------------|------------------------|------------------|--------------------|-------------------|----------------------|------------------|
| Sch Board '65       | 1 %      | \$ 348,790,877 | \$ 3,487,909         | \$ -                   | 0                | \$ 33,002          | \$ 49,330         | \$ 3,570,241         | 25.57%           |
| Sch Board '88       | 1/2 %    | 306,980,508    | 1,534,903            | 263,449                | 0                | 16,400             | 24,665            | 1,575,967            | 11.28%           |
| Sch. Board '02      | 1/2 %    | 306,980,492    | 1,534,902            | 263,449                | 0                | 16,400             | 24,665            | 1,575,967            | 11.28%           |
| Parish Gov.         | 1 %      | 32,257,509     | 322,575              |                        | 3,226            | 3,821              | 6,446             | 332,842              | 2.39%            |
| Sheriff, Laf Parish | 1 %      | 32,274,409     | 322,744              |                        | 3,227            | 3,652              | 6,446             | 332,842              | 2.39%            |
| Lafayette '61       | 1 %      | 266,509,195    | 2,665,092            |                        | 26,651           | 25,006             | 42,739            | 2,732,837            | 19.56%           |
| Lafayette '85       | 1 %      | 222,601,003    | 2,226,010            | 439,082                | 22,260           | 25,015             | 42,739            | 2,293,764            | 16.41%           |
| Lafayette TIF Zones | 1 %      | 6,432,603      | 64,326               |                        | -                | 28                 | -                 | 64,354               | 0.72%            |
| Broussard           | 2%       | 31,437,887     | 628,758              |                        | 3,144            | 2,791              | -                 | 631,549              | 4.54%            |
| Carencro            | 2%       | 7,640,442      | 152,809              |                        | 1,528            | 4,406              | -                 | 157,215              | 1.12%            |
| Carencro TIF Zone   | 1%       | 1,693,024      | 33,860               |                        |                  | 64                 | -                 | 33,924               | 0.24%            |
| Duson               | 1 %      | 3,398,677      | 33,987               |                        | 340              | 43                 | -                 | 34,030               | 0.24%            |
| Scott               | 2 %      | 10,026,446     | 200,529              |                        | 2,005            | 653                | -                 | 201,182              | 1.44%            |
| Scott TIF Zones     | 1 %      | 1,999,398      | 19,994               |                        | 200              | 4                  | -                 | 19,998               | 0.14%            |
| Youngsville         | 2 1/2 %  | 7,290,070      | 182,252              |                        | 0                | 68                 | -                 | 182,320              | 1.31%            |
| Total Sales Tax     |          |                | 13,410,649           | 965,980                | 62,581           | 131,353            | 197,030           | 13,739,032           |                  |
| Hotel/Motel Tax     | 4%       | 4,785,904      | 191,436              |                        |                  | -                  | -                 | 191,436              | 1.37%            |
| <b>TOTAL</b>        |          |                | <b>\$ 13,602,086</b> | <b>\$ 965,980</b>      | <b>\$ 62,581</b> | <b>\$ 131,353</b>  | <b>\$ 197,030</b> | <b>\$ 13,930,468</b> | <b>100.00%</b>   |

Lafayette Parish School System

**Schedule of Pro-Rata Expenses & Interest Income, March 2010**

| <b>Tax:</b>         | Pro-Rata<br>Percent | Pro-Rata Share<br>of Expense | Pro-Rata Share<br>of Interest Inc. |
|---------------------|---------------------|------------------------------|------------------------------------|
| Sch.Bd. '65         | 25.57%              | \$ 17,563                    | \$ 1,827                           |
| Sch.Bd. '88         | 11.28%              | 7,748                        | 806                                |
| Sch.Bd. '02         | 11.28%              | 7,748                        | 806                                |
| Parish              | 2.39%               | 1,641                        | 171                                |
| Sheriff, Laf Parish | 2.39%               | 1,641                        | 171                                |
| Laf '61             | 19.56%              | 13,435                       | 1,397                              |
| Laf '85             | 16.41%              | 11,271                       | 1,172                              |
| Laf EDD - 101       | 0.00%               | -                            | -                                  |
| Laf EDD - 103       | 0.72%               | 495                          | 51                                 |
| Broussard           | 4.54%               | 3,118                        | 324                                |
| Carencro            | 1.12%               | 769                          | 80                                 |
| Carencro I-49 EDD   | 0.24%               | 165                          | 17                                 |
| Duson               | 0.24%               | 165                          | 17                                 |
| Scott               | 1.44%               | 989                          | 103                                |
| Scott EDD - AP      | 0.14%               | 96                           | 10                                 |
| Youngsville         | 1.31%               | 900                          | 94                                 |
| Hotel/Motel         | 1.37%               | 941                          | 98                                 |
| <b>Total</b>        | <b>100.00%</b>      | <b>\$ 68,685 (Note 1)</b>    | <b>\$ 7,144</b>                    |

Note 1: The detail of these expenses by cost category is listed on pages 7, 11, and 14.

Note 2: The cost of operation (operating expenses divided by cash received) is 0.5%.

**Schedule of Increase/Decrease in Cash Received, March 2010**

| <b>Tax:</b>         | March 2010 Cash Received<br>Compared to March 2009 |              | YTD Cash Received<br>Compared to Prior YTD |               |
|---------------------|--|--------------|--|---------------|
| Sch.Bd. '65         | \$ (380,192)                                       | -9.6%        | \$ (5,288,123)                             | -12.9%        |
| Sch.Bd. '88         | (130,525)  | -7.7%        | (2,302,087)                                | -12.8%        |
| Sch.Bd. '02         | (130,412)  | -7.6%        | (2,405,953)                                | -13.4%        |
| Parish              | (68,030)   | -17.0%       | (992,274)                                  | -20.5%        |
| Sheriff, Laf Parish | (67,891)   | -16.9%       | (1,282,101)                                | -26.5%        |
| Laf '61             | (100,538)  | -3.6%        | (2,119,027)                                | -7.4%         |
| Laf '85             | (158,386)  | -6.5%        | (2,314,674)                                | -9.3%         |
| Laf EDD - 101       | (47,723)   | -429.0%      | (1,000)                                    | -1.0%         |
| Laf EDD - 103       | 65,110   | 182.0%       | 109,385                                    | 33.9%         |
| Broussard           | (74,789)   | -10.6%       | (1,897,495)                                | -24.2%        |
| Carencro            | 14,753   | 10.4%        | (226,078)                                  | -13.1%        |
| Carencro I-49 EDD   | 33,924   | 100.0%       | 174,748                                    | 100.0%        |
| Duson               | (29,450)   | -46.4%       | (47,194)                                   | -12.4%        |
| Scott               | (43,926)   | -17.9%       | (347,119)                                  | -15.1%        |
| Scott EDD - AP      | (1,822)  | .50.2        | (4,548)                                    | -1.7%         |
| Youngsville         | (55,293)   | -23.3%       | (196,654)                                  | -10.2%        |
| Hotel/Motel         | (33,810)   | -15.0%       | (644,118)                                  | -27.6%        |
| <b>Total</b>        | <b>\$ (1,209,000)</b>                              | <b>-8.0%</b> | <b>\$(19,784,312)</b>                      | <b>-12.6%</b> |

L.P.S.B. - SALES TAX DIVISION  
 REVENUE DISTRIBUTION RECAP - March 31, 2010

| Tax               | Pro-Rata Expenses | Pro-Rata Interest | Legal        | Audit        | Tax Free Shopping | Gross Revenues   | Net Revenues Distributed |
|-------------------|-------------------|-------------------|--------------|--------------|-------------------|------------------|--------------------------|
| LPSB '65          | \$ 17,562.78      | \$ 1,826.75       | \$ 2,650.28  | \$ 7,900.16  | \$ 36.83          | \$ 3,570,240.62  | \$ 3,543,917.32          |
| LPSB '88          | 7,747.62          | 805.87            | 1,325.14     | 3,950.11     | 18.41             | 1,575,967.46     | 1,563,732.05             |
| LPSB '02          | 7,747.62          | 805.87            | 1,325.14     | 3,950.11     | 18.41             | 1,575,967.46     | 1,563,732.05             |
| Parish            | 1,641.56          | 170.75            |              | 2,359.84     |                   | 332,842.09       | 333,012.84               |
| Sheriff           | 1,641.46          | 170.75            |              | 2,359.84     |                   | 332,842.09       | 329,011.54               |
| Lafayette '61     | 13,434.71         | 1,397.41          | 2,650.28     | 5,540.36     | 36.82             | 2,732,836.95     | 2,734,234.36             |
| Lafayette '85     | 11,271.14         | 1,172.36          | 2,650.28     | 5,540.36     | 36.82             | 2,293,764.03     | 2,294,936.39             |
| LAF EDD - 101     | -                 | -                 |              |              |                   | (36,609.21)      | (36,609.21)              |
| LAF EDD - 103     | 494.53            | 51.44             |              |              |                   | 100,963.24       | 101,014.68               |
| Broussard         | 1,559.14          | 162.17            |              |              |                   | 315,778.68       | 314,381.71               |
| Broussard '92     | 1,559.14          | 162.17            |              |              |                   | 315,770.05       | 314,373.08               |
| Carencro          | 384.63            | 40.01             |              |              |                   | 78,607.42        | 78,262.80                |
| Carencro '93      | 384.63            | 40.01             |              |              |                   | 78,607.42        | 78,262.80                |
| Carencro I-49 EDD | 164.84            | 17.15             |              |              |                   | 33,924.48        | 33,776.79                |
| Duson             | 164.84            | 17.15             |              |              |                   | 34,029.77        | 33,882.08                |
| Scott             | 989.06            | 102.88            |              |              |                   | 201,181.92       | 200,295.74               |
| Youngsville       | 899.77            | 93.59             |              |              |                   | 182,319.74       | 181,513.56               |
| Hotel / Motel     | 940.98            | 97.88             |              |              |                   | 191,436.15       | 190,593.05               |
| Totals            | \$ 68,684.61      | \$ 7,144.21       | \$ 10,601.12 | \$ 31,600.78 | \$ 147.29         | \$ 13,930,468.34 | \$ 13,872,235.45         |

Expenses Due from City of Lafayette 41,655.30  
 Expenses Due from Parish Government 4,001.40

Net Revenues Distributed \$ 13,826,578.75

Lafayette Parish School System

**Budget Variance Recap**

**Actual Distributions Compared to Budget**

FY 2009 - 2010

| Fund                          | Original             | A                                 | B                       | (B - A)               |
|-------------------------------|----------------------|-----------------------------------|-------------------------|-----------------------|
|                               | Budget<br>FY 09/10   | Budget<br>Revision #1<br>FY 09/10 | Actual<br>Distributions | Budget<br>Variance    |
| General Fund - 1965 Tax       | \$ 26,642,691        | \$ 25,564,423                     | \$ 24,483,976           | \$ (1,080,447)        |
| Bond Sinking Fund             | 5,634,899            | 5,634,899                         | 5,634,899               | -                     |
| Capital Improvement Fund      | 2,988,190            | 2,936,832                         | 2,679,636               | (257,196)             |
| Self Funded Construction Fund | 2,864,096            | 2,812,740                         | 2,555,544               | (257,196)             |
| <b>Total 1965 Tax</b>         | <b>\$ 38,129,876</b> | <b>\$ 36,948,894</b>              | <b>\$ 35,354,054</b>    | <b>\$ (1,594,840)</b> |
| 1988 Tax (Dedicated)          | 16,794,957           | 15,465,653                        | 15,524,657              | 59,004                |
| <b>Grand Total</b>            | <b>\$ 54,924,833</b> | <b>\$ 52,414,547</b>              | <b>\$ 50,878,711</b>    | <b>\$ (1,535,836)</b> |
| <b>2002 Tax (Dedicated)</b>   | <b>\$ 17,169,179</b> | <b>\$ 16,790,174</b>              | <b>\$ 15,417,068</b>    | <b>\$ (1,373,106)</b> |

Notes: (1) Columns A & B above represent nine months.

Lafayette Parish School System

**Statement of Revenue & Expenses, March 2010**  
**Lafayette Parish School System 1965 Tax**

|   | 1965 Tax            |
|---|---------------------|
| Sales Tax Revenues '65 Tax - Cash Received      | \$ 3,570,241        |
| Interest Income (pro-rata share, see page 4)    | <u>1,827</u>        |
| Total Revenues                                  | <u>\$ 3,572,068</u> |
| <br>Operating Expenses:                         |                     |
| Bank Charges                                    | \$ 2,567            |
| Computer Services                               | 2,734               |
| Equipment Leasing                               | 139                 |
| Group Insurance                                 | 4,573               |
| Dues & Publications                             | 266                 |
| Office Space, etc.                              | 3,558               |
| Office Supplies, Expense                        | 351                 |
| Postage, Printing                               | 2,458               |
| Repairs   | 300                 |
| Retirement                                      | 6,735               |
| Salaries  | 43,946              |
| Telephone                                       | 551                 |
| Travel  | 507                 |
| Total Operating Expenses (see p. 4)             | <u>\$ 68,685</u>    |
| <br>65 Tax Pro-Rata Operating Expenses (25.57%) | <br>\$ (17,563)     |
| Direct Expenses - '65 Tax:                      |                     |
| Tax Free Shopping                               | (37)                |
| Legal Fees                                      | (2,650)             |
| Contract Audit                                  | <u>(7,901)</u>      |
| Total Shared and Direct Expenses - '65 Tax      | <u>(28,151)</u>     |
| Net Revenues                                    | <u>\$ 3,543,917</u> |
| <br>Distribution of Revenues:                   |                     |
| General Fund                                    | \$ 2,322,224        |
| Bond Sinking Fund                               | 626,022             |
| Capital Projects Funds                          | 595,671             |
| Total Distributions                             | <u>\$ 3,543,917</u> |

Lafayette Parish School System


**Budget Variance Schedule  
1965 (1%) Sales Tax**

| 1965         | Actual              | Original            | A                   | B                   | (B - A)               |               |
|--------------|---------------------|---------------------|---------------------|---------------------|-----------------------|---------------|
| SALES TAX    | 08/09               | Budget              | Budget              | Actual              | Budget                | Variance      |
|              |                     | 09/10               | Revision #1         | Distribution        | Variance              | Percent       |
|              |                     |                     | 09/10               | 09/10               |                       |               |
| Jul          | \$ 4,867,341        | \$ 4,417,192        | \$ 4,295,096        | \$ 4,295,096        | \$ -                  | 0.00%         |
| Aug          | 4,505,599           | 4,100,095           | 3,879,808           | 3,879,808           | -                     | 0.00%         |
| Sep          | 4,415,006           | 4,017,655           | 3,897,855           | 3,859,696           | (38,159)              | -0.98%        |
| Oct          | 4,560,886           | 4,241,624           | 4,121,825           | 4,032,301           | (89,524)              | -2.17%        |
| Nov          | 4,546,765           | 4,228,491           | 4,108,691           | 3,642,069           | (466,622)             | -11.36%       |
| Dec          | 4,374,410           | 4,177,562           | 4,057,762           | 3,621,757           | (436,005)             | -10.74%       |
| Jan          | 5,432,724           | 5,215,415           | 5,095,615           | 4,716,399           | (379,216)             | -7.44%        |
| Feb          | 4,006,372           | 3,886,181           | 3,766,381           | 3,763,011           | (3,370)               | -0.09%        |
| Mar          | 3,924,144           | 3,845,661           | 3,725,861           | 3,543,917           | (181,944)             | -4.88%        |
| Apr          | 4,432,451           | 4,343,802           | 4,224,002           |                     |                       |               |
| May          | 4,063,113           | 3,981,851           | 3,862,051           |                     |                       |               |
| Jun          | 4,099,428           | 4,017,439           | 3,897,639           |                     |                       |               |
| <b>TOTAL</b> | <b>\$53,228,239</b> | <b>\$50,472,968</b> | <b>\$48,932,586</b> | <b>\$35,354,054</b> | <b>\$ (1,594,840)</b> | <b>-4.32%</b> |



# Sales Tax Receipts - 1965 Tax

\$6,000,000  
 \$5,000,000  
 \$4,000,000  
 \$3,000,000  
 \$2,000,000  
 \$1,000,000  
 \$-



05/06  
 06/07  
 07/08  
 08/09  
 09/10

|       | 05/06         | 06/07         | 07/08         | 08/09         | 09/10         |
|-------|---------------|---------------|---------------|---------------|---------------|
| Jul   | \$ 3,680,015  | \$ 4,535,997  | \$ 4,780,625  | \$ 4,912,401  | \$ 4,319,142  |
| Aug   | 3,416,970     | 3,949,456     | 4,329,965     | 4,530,761     | 3,927,910     |
| Sep   | 3,324,920     | 4,169,952     | 4,445,256     | 4,437,656     | 3,885,880     |
| Oct   | 3,980,240     | 4,153,618     | 4,409,982     | 4,587,370     | 4,070,413     |
| Nov   | 4,090,404     | 4,007,908     | 4,494,927     | 4,579,200     | 3,679,016     |
| Dec   | 3,973,635     | 3,985,926     | 4,382,692     | 4,408,859     | 3,629,939     |
| Jan   | 5,015,203     | 4,980,156     | 5,342,359     | 5,470,549     | 4,742,129     |
| Feb   | 3,891,815     | 3,886,506     | 4,268,685     | 4,032,573     | 3,797,010     |
| Mar   | 3,901,875     | 3,818,397     | 3,917,319     | 3,950,433     | 3,570,241     |
| Apr   | 4,597,826     | 4,972,769     | 4,656,585     | 4,462,078     |               |
| May   | 4,077,501     | 4,066,617     | 4,553,962     | 4,091,580     |               |
| Jun   | 4,170,505     | 4,392,857     | 4,378,192     | 4,139,719     |               |
| Total | \$ 33,398,504 | \$ 33,957,007 | \$ 35,879,468 | \$ 53,603,179 | \$ 35,621,680 |

Lafayette Parish School System

**Statement of Revenue & Expenses, March 2010**  
**Lafayette Parish School System 1988 Tax**

|  | <u>1988 Tax</u>     |
|--|---------------------|
| Sales Tax Revenues '88 Tax - Cash Received   | \$ 1,575,967        |
| Interest Income (pro-rata share, see page 4) | <u>806</u>          |
| Total Revenues                               | \$ 1,576,773        |
| Operating Expenses:                          |                     |
| Bank Charges                                 | \$ 2,567            |
| Computer Services                            | 2,734               |
| Equipment Leasing                            | 139                 |
| Group Insurance                              | 4,573               |
| Dues & Publications                          | 266                 |
| Office Space, etc.                           | 3,558               |
| Office Supplies, Expense                     | 351                 |
| Postage, Printing                            | 2,458               |
| Repairs                                      | 300                 |
| Retirement                                   | 6,735               |
| Salaries                                     | 43,946              |
| Telephone                                    | 551                 |
| Travel                                       | 507                 |
| Total Operating Expenses (see p. 4)          | <u>\$ 68,685</u>    |
| 88 Tax Pro-Rata Operating Expenses (11.28%)  | \$ (7,748)          |
| Direct Expenses - '88 Tax:                   |                     |
| Tax Free Shopping                            | (18)                |
| Legal Fees                                   | (1,325)             |
| Contract Audit                               | <u>(3,950)</u>      |
| Total Shared and Direct Expenses - '88 Tax   | (13,041)            |
| Net Revenues                                 | <u>\$ 1,563,732</u> |


Lafayette Parish School System

**Budget Variance Schedule  
1988 (1/2%) Sales Tax**

| 1988         | Actual              | Original            | A                   | B                   | (B - A)          |              |
|--------------|---------------------|---------------------|---------------------|---------------------|------------------|--------------|
| SALES TAX    | 08/09               | Budget              | Budget              | Actual              | Budget           | Variance     |
|              |                     | 09/10               | Revision #1         | Distribution        | Variance         | Percent      |
|              |                     |                     | 09/10               | 09/10               |                  |              |
| Jul          | \$ 2,158,481        | \$ 1,985,225        | \$ 1,857,558        | \$ 1,857,558        | \$ -             | 0.00%        |
| Aug          | 1,980,040           | 1,821,637           | 1,653,900           | 1,653,900           | -                | 0.00%        |
| Sep          | 1,931,753           | 1,777,213           | 1,629,513           | 1,651,263           | 21,750           | 1.22%        |
| Oct          | 2,005,151           | 1,868,800           | 1,721,100           | 1,732,228           | 11,128           | 0.60%        |
| Nov          | 2,002,686           | 1,866,503           | 1,718,803           | 1,606,102           | (112,701)        | -6.04%       |
| Dec          | 1,918,694           | 1,832,353           | 1,684,653           | 1,648,958           | (35,695)         | -1.95%       |
| Jan          | 2,412,435           | 2,315,938           | 2,168,238           | 2,132,834           | (35,404)         | -1.53%       |
| Feb          | 1,718,189           | 1,666,643           | 1,518,943           | 1,678,082           | 159,139          | 9.55%        |
| Mar          | 1,694,536           | 1,660,645           | 1,512,945           | 1,563,732           | 50,787           | 3.06%        |
| Apr          | 1,923,262           | 1,884,797           | 1,737,097           |                     |                  |              |
| May          | 1,736,403           | 1,701,675           | 1,553,975           |                     |                  |              |
| Jun          | 1,768,592           | 1,733,220           | 1,585,520           |                     |                  |              |
| <b>TOTAL</b> | <b>\$23,250,221</b> | <b>\$22,114,648</b> | <b>\$20,342,244</b> | <b>\$15,524,657</b> | <b>\$ 59,004</b> | <b>0.47%</b> |

## Sales Tax Receipts - 1988 Tax

\$3,000,000  
 \$2,500,000  
 \$2,000,000  
 \$1,500,000  
 \$1,000,000  
 \$500,000  
 \$-



|              | 05/06                | 06/07                | 07/08                | 08/09                | 09/10                |
|--------------|----------------------|----------------------|----------------------|----------------------|----------------------|
| Jul          | \$ 1,640,303         | \$ 2,038,848         | \$ 2,138,388         | \$ 2,180,186         | \$ 1,868,502         |
| Aug          | 1,502,398            | 1,747,630            | 1,923,434            | 1,991,726            | 1,676,602            |
| Sep          | 1,495,225            | 1,854,598            | 1,950,530            | 1,942,168            | 1,663,043            |
| Oct          | 1,741,973            | 1,840,090            | 1,948,332            | 2,017,413            | 1,749,943            |
| Nov          | 1,824,128            | 1,763,674            | 1,969,706            | 2,017,888            | 1,623,434            |
| Dec          | 1,772,892            | 1,765,437            | 1,939,640            | 1,934,934            | 1,652,413            |
| Jan          | 2,243,955            | 2,229,177            | 2,422,550            | 2,430,373            | 2,144,966            |
| Feb          | 1,712,786            | 1,702,579            | 1,869,889            | 1,730,015            | 1,694,237            |
| Mar          | 1,738,251            | 1,676,124            | 1,702,015            | 1,706,492            | 1,575,967            |
| Apr          | 2,057,555            | 2,223,607            | 2,039,241            | 1,936,941            |                      |
| May          | 1,807,570            | 1,791,513            | 2,001,765            | 1,749,180            |                      |
| Jun          | 1,858,692            | 1,945,501            | 1,923,561            | 1,787,472            |                      |
| <b>Total</b> | <b>\$ 33,398,504</b> | <b>\$ 33,957,007</b> | <b>\$ 35,879,468</b> | <b>\$ 23,424,788</b> | <b>\$ 15,649,107</b> |

Lafayette Parish School System

**Statement of Revenue & Expenses, March 2010**  
**Lafayette Parish School System 2002 Tax**

|  | <u>2002 Tax</u>     |
|--|---------------------|
| Sales Tax Revenues '02 Tax - Cash Received   | \$ 1,575,967        |
| Interest Income (pro-rata share, see page 4) | <u>806</u>          |
| Total Revenues                               | \$ 1,576,773        |
| Operating Expenses:                          |                     |
| Bank Charges                                 | \$ 2,567            |
| Computer Services                            | 2,734               |
| Equipment Leasing                            | 139                 |
| Group Insurance                              | 4,573               |
| Dues & Publications                          | 266                 |
| Office Space, etc.                           | 3,558               |
| Office Supplies, Expense                     | 351                 |
| Postage, Printing                            | 2,458               |
| Repairs                                      | 300                 |
| Retirement                                   | 6,735               |
| Salaries                                     | 43,946              |
| Telephone                                    | 551                 |
| Travel                                       | 507                 |
| Total Operating Expenses (see p. 4)          | <u>\$ 68,685</u>    |
| 02 Tax Pro-Rata Operating Expenses (11.28%)  | \$ (7,748)          |
| Direct Expenses - '02 Tax:                   |                     |
| Tax Free Shopping                            | (18)                |
| Legal Fees                                   | (1,325)             |
| Contract Audit                               | <u>(3,950)</u>      |
| Total Shared and Direct Expenses - '02 Tax   | (13,041)            |
| Net Revenues                                 | <u>\$ 1,563,732</u> |


Lafayette Parish School System

**Budget Variance Schedule  
2002 (1/2%) Sales Tax**

|              |                     |                     | A                   | B                   | (C - B)            |               |
|--------------|---------------------|---------------------|---------------------|---------------------|--------------------|---------------|
| 2002         | Actual              | Original            | Budget              | Actual              | (C - B)            |               |
| SALES TAX    | 08/09               | Budget              | Revision #1         | Distribution        | Budget             | Variance      |
|              |                     | 09/10               | 09/10               | 09/10               | Variance           | Percent       |
| Jul          | \$ 2,158,399        | \$ 2,029,268        | \$ 1,857,373        | \$ 1,857,373        | \$ -               | 0.00%         |
| Aug          | 1,979,717           | 1,860,934           | 1,653,824           | 1,653,824           | -                  | 0.00%         |
| Sep          | 1,931,611           | 1,815,714           | 1,815,714           | 1,650,954           | (164,760)          | -9.07%        |
| Oct          | 2,004,952           | 1,914,729           | 1,914,729           | 1,732,263           | (182,466)          | -9.53%        |
| Nov          | 1,999,870           | 1,909,876           | 1,909,876           | 1,606,081           | (303,795)          | -15.91%       |
| Dec          | 1,918,514           | 1,887,818           | 1,887,818           | 1,648,881           | (238,937)          | -12.66%       |
| Jan          | 2,412,289           | 2,364,043           | 2,364,043           | 2,132,788           | (231,255)          | -9.78%        |
| Feb          | 1,718,025           | 1,700,845           | 1,700,845           | 1,571,172           | (129,673)          | -7.62%        |
| Mar          | 1,694,424           | 1,685,952           | 1,685,952           | 1,563,732           | (122,220)          | -7.25%        |
| Apr          | 1,922,782           | 1,913,168           | 1,913,168           |                     |                    |               |
| May          | 1,736,256           | 1,727,575           | 1,727,575           |                     |                    |               |
| Jun          | 1,742,158           | 1,733,447           | 1,733,447           |                     |                    |               |
| <b>TOTAL</b> | <b>\$23,218,997</b> | <b>\$22,543,369</b> | <b>\$22,164,364</b> | <b>\$15,417,068</b> | <b>(1,373,106)</b> | <b>-8.18%</b> |

## Sales Tax Receipts - 2002 Tax

\$3,000,000  
 \$2,500,000  
 \$2,000,000  
 \$1,500,000  
 \$1,000,000  
 \$500,000  
 \$-



05/06  
 06/07  
 07/08  
 08/09  
 09/10

|              | 05/06                | 06/07                | 07/08                | 08/09                | 09/10                |
|--------------|----------------------|----------------------|----------------------|----------------------|----------------------|
| Jul          | \$ 1,614,512         | \$ 2,030,742         | \$ 2,137,826         | \$ 2,180,105         | \$ 1,868,317         |
| Aug          | 1,502,107            | 1,747,498            | 1,860,468            | 1,991,403            | 1,676,526            |
| Sep          | 1,494,432            | 1,854,318            | 1,967,404            | 1,942,026            | 1,662,734            |
| Oct          | 1,741,415            | 1,822,636            | 1,948,331            | 2,017,207            | 1,749,978            |
| Nov          | 1,784,378            | 1,762,672            | 1,968,712            | 2,015,065            | 1,623,412            |
| Dec          | 1,751,274            | 1,766,734            | 1,926,826            | 1,934,754            | 1,652,336            |
| Jan          | 2,219,277            | 2,202,361            | 2,421,547            | 2,430,227            | 2,144,919            |
| Feb          | 1,711,051            | 1,702,173            | 1,868,877            | 1,729,851            | 1,586,876            |
| Mar          | 1,732,875            | 1,675,432            | 1,701,806            | 1,706,380            | 1,575,967            |
| Apr          | 2,057,513            | 2,214,772            | 2,038,816            | 1,936,461            |                      |
| May          | 1,805,371            | 1,791,239            | 1,999,475            | 1,749,034            |                      |
| Jun          | 1,852,939            | 1,944,307            | 1,923,517            | 1,760,918            |                      |
| <b>Total</b> | <b>\$ 21,267,144</b> | <b>\$ 22,514,884</b> | <b>\$ 23,763,605</b> | <b>\$ 23,393,431</b> | <b>\$ 15,541,065</b> |