

Sales Tax Collection Report  
For The Month Ending 3/31/12  
February 2012 Sales

Report Prepared By The Sales Tax Department

Lafayette Parish School System

**Sales Tax Report  
Table of Contents**

Page 3 Sales Tax Recap of Gross Receipts Collected During March 2012 for all Jurisdictions

Page 4 Schedule of Pro-Rata Expenses & Interest Income, March 2012  
Schedule of Increase/Decrease in Cash Received, March 2012

Page 5 Revenue Distribution Recap

Page 6 Budget Variance Schedule Recap, March 2012

School Board 1965 Sales Tax (1%):

Page 7 Statement of Revenue and Expenses, March 2012 - Distribution of Revenues

Page 8 General Fund Revenues Compared to Budget

Page 9 Graph of Gross Receipts (Fiscal Years 07/08 thru 11/12)

School Board 1988 Sales Tax (1/2%):

Page 10 Statement of Revenue and Expenses, March 2012

Page 11 General Fund Revenues Compared to Budget

Page 12 Graph of Gross Receipts (Fiscal Years 07/08 thru 11/12)

School Board 2002 Sales Tax (1/2%):

Page 13 Statement of Revenue and Expenses, March 2012

Page 14 General Fund Revenues Compared to Budget

Page 15 Graph of Gross Receipts (Fiscal Years 07/08 thru 11/12)

Lafayette Parish School System

**Sales Tax Recap For The Month Ending March 31, 2012**

Note: This schedule represents taxes collected in March 2012 on February 2012 sales.

Tax	Tax Rate	Taxable Sales	Current Sales Tax	Food & Drug		Vendors Comp.	Penalty & Interest	Audits	Total		Pro-Rata Percent
				Exempt Tax	Tax				Cash Received	Percent	
Sch Board '65	1 %	\$ 425,148,789	\$ 4,251,488	\$ -	\$ -	\$ -	\$ 19,727	\$ 205,692	\$ 4,476,907	25.65%	
Sch Board '88	1/2 %	372,017,396	1,860,087	290,517	-	-	9,689	102,846	1,972,622	11.30%	
Sch. Board '02	1/2 %	372,017,396	1,860,087	290,517	-	-	9,689	102,846	1,972,622	11.30%	
Parish Gov.	1 %	42,673,795	426,738	-	8,535	931	60,911	60,911	488,580	2.80%	
Sheriff, Laf Parish	1 %	42,673,795	426,738	-	8,535	931	60,911	60,911	488,580	2.80%	
Lafayette '61	1 %	304,896,648	3,048,966	-	60,979	14,778	27,110	27,110	3,090,854	17.71%	
Lafayette '65	1 %	256,477,221	2,564,772	484,194	51,295	14,778	27,110	27,110	2,606,660	14.94%	
Lafayette TIF Zones	1 %	8,981,993	89,820	-	-	31	-	-	89,851	0.51%	
Broussard	2%	39,632,466	792,649	-	7,926	3,637	230,127	230,127	1,026,413	5.88%	
Carencro	2%	12,263,483	245,270	-	-	1,706	5,214	5,214	252,190	1.44%	
Carencro TIF Zone	1%	4,890,436	48,904	-	538	118	-	-	49,022	0.28%	
Duson	2%	4,467,168	44,672	-	893	22	-	-	44,694	0.26%	
Scott	2 %	13,631,296	272,626	-	-	1,717	-	-	274,343	1.57%	
Scott TIF Zones	1 %	2,927,104	29,271	-	293	28	-	-	29,299	0.17%	
Youngsville	2 1/2 %	13,712,350	342,809	-	-	516	-	-	343,325	1.97%	
Total Sales Tax			16,304,897	1,065,227	138,995	78,298	822,767	822,767	17,205,962		
Hotel/Motel Tax	4%	6,180,583	247,223	-	-	-	-	-	247,223	1.42%	
<b>TOTAL</b>			<b>\$ 16,552,120</b>	<b>\$ 1,065,227</b>	<b>\$ 138,995</b>	<b>\$ 78,298</b>	<b>\$ 822,767</b>	<b>\$ 822,767</b>	<b>\$ 17,453,185</b>	<b>100.00%</b>	

Lafayette Parish School System

**Schedule of Pro-Rata Expenses & Interest Income, March 2012**

<b>Tax:</b>	Pro-Rata Percent	Pro-Rata Share of Expense	Pro-Rata Share of Interest Inc.
Sch.Bd. '65	25.65%	\$ 22,447	\$ 2,419
Sch.Bd. '88	11.30%	9,889	1,065
Sch.Bd. '02	11.30%	9,889	1,065
Parish	2.80%	2,450	264
Sheriff, Laf Parish	2.80%	2,450	264
Laf '61	17.71%	15,499	1,670
Laf '85	14.94%	13,075	1,409
Laf EDD - 101	0.00%	-	-
Laf EDD - 103	0.51%	446	48
Broussard	5.88%	5,146	554
Carencro	1.44%	1,260	136
Carencro I-49 EDD	0.28%	245	26
Duson	0.26%	228	25
Scott	1.57%	1,374	148
Scott EDD - AP	0.17%	149	16
Youngsville	1.97%	1,724	186
Hotel/Motel	1.42%	1,243	134
<b>Total</b>	<b>100.00%</b>	<b>\$ 87,514 (Note 1)</b>	<b>\$ 9,429</b>

Note 1: The detail of these expenses by cost category is listed on pages 7, 11, and 14.

Note 2: The cost of operation (operating expenses divided by cash received) is 0.5%.

**Schedule of Increase/Decrease in Cash Received, March 2012**

<b>Tax:</b>	March 2012 Cash Received Compared to March 2011		YTD Cash Received Compared to Prior YTD	
Sch.Bd. '65	\$ 524,789	13.3%	\$ 3,933,265	10.4%
Sch.Bd. '88	223,549	12.8%	1,565,717	9.4%
Sch.Bd. '02	223,721	12.8%	1,566,980	9.4%
Parish	88,657	22.2%	708,158	19.5%
Sheriff, Laf Parish	88,657	22.2%	708,162	19.5%
Laf '61	243,215	8.5%	1,562,051	5.6%
Laf '85	198,506	8.2%	1,538,054	6.5%
Laf EDD - 101	(27,421)	-100.0%	(126,347)	-53.5%
Laf EDD - 103	47,897	114.2%	348,972	85.2%
Broussard	192,091	23.0%	243,097	3.2%
Carencro	39,192	18.4%	270,888	16.3%
Carencro I-49 EDD	12,461	34.1%	(13,439)	-4.0%
Duson	5,142	13.0%	(11,850)	-3.3%
Scott	55,060	25.1%	129,383	5.4%
Scott EDD - AP	9,819	50.4%	38,286	18.3%
Youngsville	99,640	40.9%	876,190	41.8%
Hotel/Motel	56,282	29.5%	174,088	9.5%
<b>Total</b>	<b>\$ 2,081,257</b>	<b>13.5%</b>	<b>\$ 13,511,653</b>	<b>9.2%</b>

**L.P.S.B. - SALES TAX DIVISION  
REVENUE DISTRIBUTION RECAP - March 31, 2012**

Tax	Pro-Rata Expenses	Pro-Rata Interest	Legal	Audit	Tax Free Shopping	Gross Revenues	Net Revenues Distributed
LPSB '65	\$ 22,447.27	\$ 2,418.56	\$ 2,172.38	\$ 11,459.91	\$ -	\$ 4,476,906.89	\$ 4,443,245.89
LPSB '88	9,889.05	1,065.49	1,086.20	5,730.01	-	1,972,621.98	1,956,982.21
LPSB '02	9,889.05	1,065.49	1,086.20	5,730.01	-	1,972,621.98	1,956,982.21
Parish	2,450.38	264.02		2,978.18		488,579.95	488,843.97
Sheriff	2,450.38	264.02		2,978.18		488,579.95	483,415.41
Lafayette '61	15,498.67	1,669.90	2,172.40	8,481.81	-	3,090,854.48	3,092,524.38
Lafayette '85	13,074.55	1,408.71	2,172.40	8,481.81	-	2,606,660.21	2,608,068.92
LAF EDD - 101	-	-					
LAF EDD - 103	446.32	48.09				89,850.93	89,899.02
Broussard	2,572.90	277.22				513,206.66	510,910.98
Broussard '92	2,572.90	277.22				513,206.66	510,910.98
Carencro	630.10	67.89				126,094.83	125,532.62
Carencro '93	630.10	67.89				126,094.83	125,532.62
Carencro I-49 EDD	245.04	26.40				49,022.36	48,803.72
Duson	227.54	24.52				44,693.68	44,490.66
Scott	1,373.96	148.04				274,342.92	273,117.00
Scott EDD - AP	148.77	16.03				29,299.04	29,166.30
Youngsville	1,724.02	185.75				343,324.75	341,786.48
Hotel / Motel	1,242.69	133.89				247,223.33	246,114.53
<b>Totals</b>	<b>\$ 87,513.69</b>	<b>\$ 9,429.13</b>	<b>\$ 8,689.58</b>	<b>\$ 45,839.91</b>	<b>\$ -</b>	<b>\$ 17,453,185.43</b>	<b>\$ 17,376,327.90</b>

Expenses Due from City of Lafayette 50,327.96  
Expenses Due from Parish Government 5,428.56

Net Revenues Distributed \$ 17,320,571.38

**L.P.S.B. '65 - REVENUE DISTRIBUTION:**

General Fund \$ 2,690,364.63  
Bond Sinking Fund 623,351.04  
Capital Improvement Fund 564,765.11  
Minor Repair & Improvement Fund 564,765.11  
**\$ 4,443,245.89**

Lafayette Parish School System

**Budget Variance Recap**

**Actual Distributions Compared to Budget**

FY 2011 - 2012

	A	B	(B - A)
Fund	Budget FY 11/12	Actual Distributions	Budget Variance
General Fund - 1965 Tax	\$ 27,128,707	\$ 28,426,499	\$ 1,297,792
Bond Sinking Fund	5,612,626	5,612,626	-
Capital Improvement Fund	2,250,000	3,764,091	1,514,091
Minor Repair & Improvement Fund	2,250,000	3,764,091	1,514,091
<b>Total 1965 Tax</b>	<b>\$ 37,241,333</b>	<b>\$ 41,567,307</b>	<b>\$ 4,325,974</b>
1988 Tax (Dedicated)	16,394,587	18,121,499	1,726,912
<b>Grand Total</b>	<b>\$ 53,635,920</b>	<b>\$ 59,688,806</b>	<b>\$ 6,052,886</b>
<b>2002 Tax (Dedicated)</b>	<b>\$ 16,286,646</b>	<b>\$ 18,137,161</b>	<b>\$ 1,850,515</b>

Notes: (1) Columns A & B above represent nine months.

Lafayette Parish School System

**Statement of Revenue & Expenses, March 2012**  
**Lafayette Parish School System 1965 Tax**

	<u>1965 Tax</u>
Sales Tax Revenues '65 Tax - Cash Received	\$ 4,476,907
Interest Income (pro-rata share, see page 4)	<u>2,419</u>
Total Revenues	\$ 4,479,325

Operating Expenses:

Bank Charges	\$ 1,914
Computer Services	549
Equipment Leasing	150
Group Insurance	4,623
Dues & Publications	283
Office Space, etc.	6,346
Office Supplies, Expense	962
Postage, Printing	9,139
Annual Audit Fee	-
Retirement	12,704
Salaries	49,172
Telephone	108
Travel	<u>1,564</u>
Total Operating Expenses (see p. 4)	<u>\$ 87,514</u>

65 Tax Pro-Rata Operating Expenses (25.62%)	\$ (22,447)
Direct Expenses - '65 Tax:	
Tax Free Shopping	-
Legal Fees	(2,172)
Contract Audit	<u>(11,460)</u>
Total Shared and Direct Expenses - '65 Tax	<u>(36,080)</u>
Net Revenues	<u>\$ 4,443,246</u>

Distribution of Revenues:

General Fund	\$ 2,690,365
Bond Sinking Fund	623,351
Capital Projects Funds	<u>1,129,530</u>
Total Distributions	<u>\$ 4,443,246</u>

Lafayette Parish School System


**Budget Variance Schedule  
1965 (1%) Sales Tax**

	A	B	(B - A)	
1965	Budget	Actual	Budget	Variance
SALES TAX	11/12	Distribution 11/12	Variance	Percent
Jul	\$ 4,689,776	\$ 4,705,203	\$ 15,427	0.33%
Aug	3,938,529	4,211,339	272,810	6.93%
Sep	3,898,136	4,300,407	402,271	10.32%
Oct	4,227,688	4,702,250	474,562	11.23%
Nov	3,905,752	4,582,950	677,198	17.34%
Dec	4,097,277	4,582,730	485,453	11.85%
Jan	5,177,247	5,703,275	526,028	10.16%
Feb	3,763,011	4,335,907	572,896	15.22%
Mar	3,543,917	4,443,246	899,329	25.38%
Apr	4,276,623			
May	4,043,753			
Jun	4,167,620			
<b>TOTAL</b>	<u><u>\$49,729,329</u></u>	<u><u>\$41,567,307</u></u>	<u><u>\$ 4,325,974</u></u>	<u><u>11.62%</u></u>



# Sales Tax Receipts - 1965 Tax

\$8,000,000  
 \$6,000,000  
 \$4,000,000  
 \$2,000,000  
 \$-



	07/08	08/09	09/10	10/11	11/12
Jul	\$ 4,780,625	\$ 4,912,401	\$ 4,319,142	\$ 4,720,794	\$ 4,735,105
Aug	4,329,965	4,530,761	3,927,910	3,968,864	4,245,714
Sep	4,445,256	4,437,656	3,885,880	3,923,252	4,334,349
Oct	4,409,982	4,587,370	4,070,413	4,268,122	4,746,207
Nov	4,494,927	4,579,200	3,679,016	3,937,804	4,608,131
Dec	4,382,692	4,408,859	3,629,939	4,130,792	4,613,990
Jan	5,342,359	5,470,549	4,742,129	5,216,165	5,736,920
Feb	4,268,685	4,032,573	3,797,010	3,810,812	4,364,666
Mar	3,917,319	3,950,433	3,570,241	3,952,117	4,476,907
Apr	4,656,585	4,462,078	4,306,160	5,001,154	
May	4,553,962	4,091,580	4,095,491	4,755,585	
Jun	4,378,192	4,139,719	4,205,117	4,678,155	
<b>Total</b>	<b>\$ 53,960,549</b>	<b>\$ 53,603,179</b>	<b>\$ 48,228,448</b>	<b>\$ 52,363,616</b>	<b>\$ 41,861,989</b>

Lafayette Parish School System

**Statement of Revenue & Expenses, March 2012**  
**Lafayette Parish School System 1988 Tax**

	<u>1988 Tax</u>
Sales Tax Revenues '88 Tax - Cash Received	\$ 1,972,622
Interest Income (pro-rata share, see page 4)	<u>1,065</u>
Total Revenues	\$ 1,973,687
Operating Expenses:	
Bank Charges	\$ 1,914
Computer Services	549
Equipment Leasing	150
Group Insurance	4,623
Dues & Publications	283
Office Space, etc.	6,346
Office Supplies, Expense	962
Postage, Printing	9,139
Annual Audit Fee	-
Retirement	12,704
Salaries	49,172
Telephone	108
Travel	<u>1,564</u>
Total Operating Expenses (see p. 4)	<u>\$ 87,514</u>
88 Tax Pro-Rata Operating Expenses (11.30%)	\$ (9,889)
Direct Expenses - '88 Tax:	
Tax Free Shopping	-
Legal Fees	(1,086)
Contract Audit	<u>(5,730)</u>
Total Shared and Direct Expenses - '88 Tax	(16,705)
Net Revenues	<u>\$ 1,956,982</u>


Lafayette Parish School System

**Budget Variance Schedule  
1988 (1/2%) Sales Tax**

	A	B	(B - A)	
1988	Budget	Actual	Budget	Variance
SALES TAX	11/12	Distribution	Variance	Percent
		11/12		
Jul	\$ 1,999,283	\$ 2,118,653	\$ 119,370	5.97%
Aug	1,741,831	1,792,223	50,392	2.89%
Sep	1,720,247	1,916,146	195,899	11.39%
Oct	1,861,211	1,990,664	129,453	6.96%
Nov	1,726,218	1,937,739	211,521	12.25%
Dec	1,789,535	1,969,250	179,715	10.04%
Jan	2,314,448	2,541,297	226,849	9.80%
Feb	1,678,082	1,898,545	220,463	13.14%
Mar	1,563,732	1,956,982	393,250	25.15%
Apr	1,943,600			
May	1,806,518			
Jun	1,858,927			
<b>TOTAL</b>	<u><u>\$22,003,632</u></u>	<u><u>\$18,121,499</u></u>	<u><u>\$ 1,726,912</u></u>	<u><u>10.53%</u></u>

## Sales Tax Receipts - 1988 Tax

\$3,000,000  
 \$2,500,000  
 \$2,000,000  
 \$1,500,000  
 \$1,000,000  
 \$500,000  
 \$-



	07/08	08/09	09/10	10/11	11/12
Jul	\$ 2,138,388	\$ 2,180,186	\$ 1,868,502	\$ 2,013,375	\$ 2,132,744
Aug	1,923,434	1,991,726	1,676,602	1,755,952	1,807,905
Sep	1,950,530	1,942,168	1,663,043	1,731,706	1,932,046
Oct	1,948,332	2,017,413	1,749,943	1,880,225	2,011,008
Nov	1,969,706	2,017,888	1,623,434	1,741,141	1,948,853
Dec	1,939,640	1,934,934	1,652,413	1,805,132	1,983,603
Jan	2,422,550	2,430,373	2,144,966	2,332,923	2,557,076
Feb	1,869,889	1,730,015	1,694,237	1,682,453	1,911,840
Mar	1,702,015	1,706,492	1,575,967	1,749,073	1,972,622
Apr	2,039,241	1,936,941	1,957,735	2,223,618	
May	2,001,765	1,749,180	1,829,698	2,010,468	
Jun	1,923,561	1,787,472	1,876,463	1,943,960	
<b>Total</b>	<b>\$ 23,829,051</b>	<b>\$ 23,424,788</b>	<b>\$ 21,313,003</b>	<b>\$ 22,870,026</b>	<b>\$ 18,257,697</b>

Lafayette Parish School System

**Statement of Revenue & Expenses, March 2012**  
**Lafayette Parish School System 2002 Tax**

	<u>2002 Tax</u>
Sales Tax Revenues '02 Tax - Cash Received	\$ 1,972,622
Interest Income (pro-rata share, see page 4)	<u>1,065</u>
Total Revenues	\$ 1,973,687
Operating Expenses:	
Bank Charges	\$ 1,914
Computer Services	549
Equipment Leasing	150
Group Insurance	4,623
Dues & Publications	283
Office Space, etc.	6,346
Office Supplies, Expense	962
Postage, Printing	9,139
Annual Audit Fee	-
Retirement	12,704
Salaries	49,172
Telephone	108
Travel	1,564
Total Operating Expenses (see p. 4)	<u>\$ 87,514</u>
02 Tax Pro-Rata Operating Expenses (11.30%)	\$ (9,889)
Direct Expenses - '02 Tax:	
Tax Free Shopping	-
Legal Fees	(1,086)
Contract Audit	<u>(5,730)</u>
Total Shared and Direct Expenses - '02 Tax	(16,705)
Net Revenues	<u>\$ 1,956,982</u>


Lafayette Parish School System

**Budget Variance Schedule  
2002 (1/2%) Sales Tax**

	A	B	(B - A)	
2002	Budget	Actual	Budget	Variance
SALES TAX	11/12	Distribution	Variance	Percent
		11/12		
Jul	\$ 1,999,103	\$ 2,118,653	\$ 119,550	5.98%
Aug	1,741,688	1,792,223	50,535	2.90%
Sep	1,720,075	1,916,146	196,071	11.40%
Oct	1,861,097	1,990,664	129,567	6.96%
Nov	1,726,104	1,937,739	211,635	12.26%
Dec	1,789,399	1,969,250	179,851	10.05%
Jan	2,314,276	2,557,076	242,800	10.49%
Feb	1,571,172	1,898,428	327,256	20.83%
Mar	1,563,732	1,956,982	393,250	25.15%
Apr	1,943,600			
May	1,806,432			
Jun	1,858,927			
<b>TOTAL</b>	<u><u>\$21,895,605</u></u>	<u><u>\$18,137,161</u></u>	<u><u>1,850,515</u></u>	<u><u>11.36%</u></u>

# Sales Tax Receipts - 2002 Tax

\$3,000,000  
 \$2,500,000  
 \$2,000,000  
 \$1,500,000  
 \$1,000,000  
 \$500,000  
 \$-



07/08  
 08/09  
 09/10  
 10/11  
 11/12

	07/08	08/09	09/10	10/11	11/12
Jul	\$ 2,137,826	\$ 2,180,105	\$ 1,868,317	\$ 1,999,103	\$ 2,132,744
Aug	1,860,468	1,991,403	1,676,526	1,755,809	1,807,905
Sep	1,967,404	1,942,026	1,662,734	1,731,534	1,932,046
Oct	1,948,331	2,017,207	1,749,978	1,880,110	2,011,008
Nov	1,968,712	2,015,065	1,623,412	1,741,027	1,948,853
Dec	1,926,826	1,934,754	1,652,336	1,804,989	1,983,603
Jan	2,421,547	2,430,227	2,144,919	2,332,752	2,557,076
Feb	1,868,877	1,729,851	1,586,876	1,682,282	1,911,723
Mar	1,701,806	1,706,380	1,575,967	1,748,901	1,972,622
Apr	2,038,816	1,936,461	1,957,735	2,217,626	
May	1,999,475	1,749,034	1,829,612	2,010,468	
Jun	1,923,517	1,760,918	1,876,463	1,943,960	
<b>Total</b>	<b>\$ 23,763,605</b>	<b>\$ 23,393,431</b>	<b>\$ 21,204,875</b>	<b>\$ 22,848,561</b>	<b>\$ 18,257,580</b>