

Sales Tax Collection Report  
For The Month Ending 2/28/10  
January 2010 Sales

Report Prepared By The Sales Tax Department

Lafayette Parish School System

**Sales Tax Report  
Table of Contents**

Page 3 Sales Tax Recap of Gross Receipts Collected During February 2010 for all Jurisdictions

Page 4 Schedule of Pro-Rata Expenses & Interest Income, February 2010  
Schedule of Increase/Decrease in Cash Received, February 2010

Page 5 Revenue Distribution Recap

Page 6 Budget Variance Schedule Recap, February 2010

*School Board 1965 Sales Tax (1%):*

Page 7 Statement of Revenue and Expenses, February 2010 - Distribution of Revenues

Page 8 General Fund Revenues Compared to Budget

Page 9 Graph of Gross Receipts (Fiscal Years 05/06 thru 09/10)

*School Board 1988 Sales Tax (1/2%):*

Page 10 Statement of Revenue and Expenses, February 2010

Page 11 General Fund Revenues Compared to Budget

Page 12 Graph of Gross Receipts (Fiscal Years 05/06 thru 09/10)

*School Board 2002 Sales Tax (1/2%):*

Page 13 Statement of Revenue and Expenses, February 2010

Page 14 General Fund Revenues Compared to Budget

Page 15 Graph of Gross Receipts (Fiscal Years 05/06 thru 09/10)

Lafayette Parish School System

**Sales Tax Recap For The Month Ending February 28, 2010**

Note: This schedule represents taxes collected in February 2010 on January 2010 sales.

Tax	Tax Rate	Taxable Sales	Current Sales Tax	Food & Drug		Vendors Comp.	Penalty & Interest	Audits	Total		Pro-Rata Percent
				Exempt Tax	Tax				Cash Received	Percent	
Sch Board '65	1 %	\$ 343,230,928	\$ 3,432,309	\$ -	\$ 0	\$ 52,051	\$ 312,650	\$ 3,797,010	26.31%		
Sch Board '88	1/2 %	302,698,300	1,513,492	262,006	0	24,421	156,325	1,694,238	11.75%		
Sch.Board '02	1/2 %	302,698,368	1,513,492	262,006	0	24,421	48,963	1,586,876	11.00%		
Parish Gov.	1 %	34,129,668	341,297		3,413	429	298,787	640,513	4.44%		
Sheriff, Laf Parish	1 %	34,129,626	341,296		3,413	429	3,428	345,153	2.39%		
Lafayette '61	1 %	263,285,279	2,632,853		26,329	8,243	13,863	2,654,959	18.41%		
Lafayette '85	1 %	219,617,541	2,196,175	436,677	21,962	8,243	13,863	2,218,281	15.38%		
Lafayette TIF Zones	1 %	4,513,610	45,136		-	5	-	45,141	0.32%		
Broussard	2%	32,528,019	650,560		3,253	863	-	651,423	4.52%		
Carencro	2%	8,504,223	170,084		1,701	2,530	-	172,614	1.20%		
Carencro TIF Zone	1%	1,642,206	32,844			32	-	32,876	0.23%		
Duson	1 %	3,105,331	31,053		311	123	-	31,176	0.22%		
Scott	2 %	9,240,114	184,802		1,848	594	-	185,396	1.29%		
Scott TIF Zones	1 %	1,646,947	16,469		165	-	-	16,469	0.11%		
Youngsville	2 1/2 %	7,416,809	185,420		0	149	-	185,569	1.29%		
Total Sales Tax			13,287,284	960,690	62,393	122,533	847,879	14,257,696			
Hotel/Motel Tax	4%	4,095,209	163,808			-	-	163,808	1.14%		
<b>TOTAL</b>			\$ 13,451,092	\$ 960,690	\$ 62,393	\$ 122,533	\$ 847,879	\$ 14,421,504	100.00%		

Lafayette Parish School System

**Schedule of Pro-Rata Expenses & Interest Income, February 2010**

<b>Tax:</b>	Pro-Rata Percent	Pro-Rata Share of Expense	Pro-Rata Share of Interest Inc.
Sch.Bd. '65	26.31%	\$ 17,722	\$ 1,909
Sch.Bd. '88	11.75%	7,914	853
Sch.Bd. '02	11.00%	7,409	798
Parish	4.44%	2,991	322
Sheriff, Laf Parish	2.39%	1,610	173
Laf '61	18.41%	12,400	1,336
Laf '85	15.38%	10,359	1,116
Laf EDD - 101	0.13%	88	9
Laf EDD - 103	0.19%	128	14
Broussard	4.52%	3,045	328
Carencro	1.20%	808	87
Carencro I-49 EDD	0.23%	155	17
Duson	0.22%	148	16
Scott	1.29%	869	94
Scott EDD - AP	0.11%	74	8
Youngsville	1.29%	869	94
Hotel/Motel	1.14%	768	83
<b>Total</b>	<b>100.00%</b>	<b>\$ 67,357 (Note 1)</b>	<b>\$ 7,257</b>

Note 1: The detail of these expenses by cost category is listed on pages 7, 11, and 14.

Note 2: The cost of operation (operating expenses divided by cash received) is 0.5%.

**Schedule of Increase/Decrease in Cash Received, February 2010**

<b>Tax:</b>	February 2010 Cash Received Compared to February 2009		YTD Cash Received Compared to Prior YTD	
Sch.Bd. '65	\$ (235,563)	-5.8%	\$ (4,907,931)	-13.3%
Sch.Bd. '88	(35,777)	-2.1%	(2,171,563)	-13.4%
Sch.Bd. '02	(142,975)	-8.3%	(2,275,541)	-14.0%
Parish	208,026	48.1%	(924,244)	-20.8%
Sheriff, Laf Parish	(87,329)	-20.2%	(1,214,209)	-27.4%
Laf '61	(189,714)	-6.7%	(2,018,489)	-7.8%
Laf '85	(203,333)	-8.4%	(2,156,287)	-9.6%
Laf EDD - 101	9,831	118.9%	46,723	51.1%
Laf EDD - 103	(3,599)	-11.8%	44,273	15.4%
Broussard	(146,310)	-18.4%	(1,822,706)	-25.5%
Carencro	(11,680)	-6.3%	(240,831)	-15.2%
Carencro I-49 EDD	32,876	100.0%	140,824	100.0%
Duson	(6,387)	-17.0%	(17,744)	-5.6%
Scott	(46,997)	-20.2%	(303,193)	-14.8%
Scott EDD - AP	(4,931)	-17.6%	(2,726)	-1.7%
Youngsville	1,837	1.0%	(141,361)	-8.4%
Hotel/Motel	(65,157)	-28.5%	(610,308)	-28.9%
<b>Total</b>	<b>\$ (927,182)</b>	<b>-6.0%</b>	<b>\$(18,575,313)</b>	<b>-13.1%</b>

**L.P.S.B. - SALES TAX DIVISION  
REVENUE DISTRIBUTION RECAP - February 28, 2010**

Tax	Pro-Rata Expenses	Pro-Rata Interest	Legal	Audit	Tax Free Shopping	Gross Revenues	Net Revenues Distributed
LPSB '65	\$ 17,721.63	\$ 1,909.26	\$ 1,758.96	\$ 15,694.87	\$ 732.74	\$ 3,797,010.28	\$ 3,763,011.34
LPSB '88	7,914.44	852.66	879.48	7,847.45	366.38	1,694,237.50	1,678,082.41
LPSB '02	7,409.26	798.24	879.48	7,847.45	366.38	1,586,875.84	1,571,171.51
Parish	2,990.65	322.20		4,907.72		640,512.68	640,834.88
Sheriff	1,609.83	173.44		4,907.72		345,153.26	338,809.15
Lafayette '61	12,400.41	1,335.96	1,758.96	10,787.18	732.75	2,654,958.79	2,656,294.75
Lafayette '85	10,359.50	1,116.08	1,758.96	10,787.18	732.75	2,218,281.41	2,219,397.49
LAF EDD - 101	87.56	9.43				18,097.40	18,106.83
LAF EDD - 103	127.98	13.79				27,043.70	27,057.49
Broussard	1,522.27	164.00				325,711.69	324,353.42
Broussard '92	1,522.27	164.00				325,711.69	324,353.42
Carencro	404.14	43.54				86,307.23	85,946.63
Carencro '93	404.14	43.54				86,307.23	85,946.63
Carencro I-49 EDD	154.92	16.69				32,876.11	32,737.88
Duson	148.19	15.96				31,176.31	31,044.08
Scott	868.90	93.61				185,396.28	184,620.99
Youngsville	868.90	93.61				185,569.22	184,793.93
Hotel / Motel	767.87	82.73				163,808.35	163,123.21
<b>Totals</b>	<b>\$ 67,356.95</b>	<b>\$ 7,256.72</b>	<b>\$ 7,035.84</b>	<b>\$ 62,779.57</b>	<b>\$ 2,931.00</b>	<b>\$ 14,421,504.44</b>	<b>\$ 14,346,089.40</b>

Expenses Due from City of Lafayette 49,533.23  
 Expenses Due from Parish Government 7,898.37

Net Revenues Distributed \$ 14,288,657.80

Lafayette Parish School System

**Budget Variance Recap**

**Actual Distributions Compared to Budget**

FY 2009 - 2010

Fund	Original Budget FY 09/10	A Budget Revision #1 FY 09/10	B Actual Distributions	(B - A) Budget Variance
General Fund - 1965 Tax	\$ 24,258,299	\$ 23,114,838	\$ 22,161,752	\$ (953,087)
Bond Sinking Fund	5,008,877	5,008,877	5,008,877	-
Capital Improvement Fund	2,669,450	2,604,811	2,374,906	(229,905)
Self Funded Construction Fund	2,558,593	2,494,507	2,264,602	(229,905)
<b>Total 1965 Tax</b>	<b>\$ 34,495,218</b>	<b>\$ 33,223,033</b>	<b>\$ 31,810,136</b>	<b>\$ (1,412,896)</b>
1988 Tax (Dedicated)	15,134,312	13,952,708	13,960,925	8,217
<b>Grand Total</b>	<b>\$ 49,629,530</b>	<b>\$ 47,175,741</b>	<b>\$ 45,771,062</b>	<b>\$ (1,404,679)</b>
<b>2002 Tax (Dedicated)</b>	<b>\$ 15,483,227</b>	<b>\$ 15,104,222</b>	<b>\$ 13,853,336</b>	<b>\$ (1,250,886)</b>

Notes: (1) Columns A & B above represent eight months.

Lafayette Parish School System

**Statement of Revenue & Expenses, February 2010**  
**Lafayette Parish School System 1965 Tax**

		1965 Tax
Sales Tax Revenues '65 Tax - Cash Received		\$ 3,797,010
Interest Income (pro-rata share, see page 4)		<u>1,909</u>
Total Revenues		<u>\$ 3,798,919</u>
Operating Expenses:		
Bank Charges	\$ 3,586	
Computer Services	249	
Equipment Leasing	216	
Group Insurance	4,572	
Dues & Publications	-	
Office Space, etc.	4,244	
Office Supplies, Expense	870	
Postage, Printing	3,468	
Repairs	-	
Retirement	6,331	
Salaries	41,195	
Telephone	375	
Travel	<u>2,251</u>	
Total Operating Expenses (see p. 4)	<u>\$ 67,357</u>	
65 Tax Pro-Rata Operating Expenses (26.31%)		\$ (17,721)
Direct Expenses - '65 Tax:		
Tax Free Shopping		(733)
Legal Fees		(1,759)
Contract Audit		<u>(15,695)</u>
Total Shared and Direct Expenses - '65 Tax		<u>(35,908)</u>
Net Revenues		<u>\$ 3,763,011</u>
Distribution of Revenues:		
General Fund		\$ 2,487,659
Bond Sinking Fund		626,110
Capital Projects Funds		<u>649,242</u>
Total Distributions		<u>\$ 3,763,011</u>

Lafayette Parish School System


**Budget Variance Schedule  
1965 (1%) Sales Tax**

1965	Actual	Original	A	B	(B - A)	
SALES TAX	08/09	Budget	Budget	Actual	Budget	Variance
		09/10	Revision #1	Distribution	Variance	Percent
			09/10	09/10		
Jul	\$ 4,867,341	\$ 4,417,192	\$ 4,295,096	\$ 4,295,096	\$ -	0.00%
Aug	4,505,599	4,100,095	3,879,808	3,879,808	-	0.00%
Sep	4,415,006	4,017,655	3,897,855	3,859,696	(38,159)	-0.98%
Oct	4,560,886	4,241,624	4,121,825	4,032,301	(89,524)	-2.17%
Nov	4,546,765	4,228,491	4,108,691	3,642,069	(466,622)	-11.36%
Dec	4,374,410	4,177,562	4,057,762	3,621,757	(436,005)	-10.74%
Jan	5,432,724	5,215,415	5,095,615	4,716,399	(379,216)	-7.44%
Feb	4,006,372	3,886,181	3,766,381	3,763,011	(3,370)	-0.09%
Mar	3,924,144	3,845,661	3,725,861			
Apr	4,432,451	4,343,802	4,224,002			
May	4,063,113	3,981,851	3,862,051			
Jun	4,099,428	4,017,439	3,897,639			
<b>TOTAL</b>	<b>\$53,228,239</b>	<b>\$50,472,968</b>	<b>\$48,932,586</b>	<b>\$31,810,137</b>	<b>\$ (1,412,896)</b>	<b>-4.25%</b>



# Sales Tax Receipts - 1965 Tax

\$6,000,000  
 \$5,000,000  
 \$4,000,000  
 \$3,000,000  
 \$2,000,000  
 \$1,000,000  
 \$-



■ 05/06  
 ■ 06/07  
 ■ 07/08  
 ■ 08/09  
 ■ 09/10

	05/06	06/07	07/08	08/09	09/10
Jul	\$ 3,680,015	\$ 4,535,997	\$ 4,780,625	\$ 4,912,401	\$ 4,319,142
Aug	3,416,970	3,949,456	4,329,965	4,530,761	3,927,910
Sep	3,324,920	4,169,952	4,445,256	4,437,656	3,885,880
Oct	3,980,240	4,153,618	4,409,982	4,587,370	4,070,413
Nov	4,090,404	4,007,908	4,494,927	4,579,200	3,679,016
Dec	3,973,635	3,985,926	4,382,692	4,408,859	3,629,939
Jan	5,015,203	4,980,156	5,342,359	5,470,549	4,742,129
Feb	3,891,815	3,886,506	4,268,685	4,032,573	3,797,010
Mar	3,901,875	3,818,397	3,917,319	3,950,433	
Apr	4,597,826	4,972,769	4,656,585	4,462,078	
May	4,077,501	4,066,617	4,553,962	4,091,580	
Jun	4,170,505	4,392,857	4,378,192	4,139,719	
<b>Total</b>	<b>\$ 33,398,504</b>	<b>\$ 33,957,007</b>	<b>\$ 35,879,468</b>	<b>\$ 53,603,179</b>	<b>\$ 32,051,439</b>

Lafayette Parish School System

**Statement of Revenue & Expenses, February 2010**  
**Lafayette Parish School System 1988 Tax**


	<u>1988 Tax</u>
Sales Tax Revenues '88 Tax - Cash Received	\$ 1,694,237
Interest Income (pro-rata share, see page 4)	<u>853</u>
Total Revenues	\$ 1,695,090
Operating Expenses:	
Bank Charges	\$ 3,586
Computer Services	249
Equipment Leasing	216
Group Insurance	4,572
Dues & Publications	-
Office Space, etc.	4,244
Office Supplies, Expense	870
Postage, Printing	3,468
Repairs	-
Retirement	6,331
Salaries	41,195
Telephone	375
Travel	2,251
Total Operating Expenses (see p. 4)	<u>\$ 67,357</u>
88 Tax Pro-Rata Operating Expenses (11.75%)	\$ (7,914)
Direct Expenses - '88 Tax:	
Tax Free Shopping	(366)
Legal Fees	(880)
Contract Audit	<u>(7,848)</u>
Total Shared and Direct Expenses - '88 Tax	(17,008)
Net Revenues	<u>\$ 1,678,082</u>

Lafayette Parish School System

**Budget Variance Schedule  
1988 (1/2%) Sales Tax**

1988	Actual	Original	A	B	(B - A)	
SALES TAX	08/09	Budget	Budget	Actual	Budget	Variance
		09/10	Revision #1	Distribution	Variance	Percent
			09/10	09/10		
Jul	\$ 2,158,481	\$ 1,985,225	\$ 1,857,558	\$ 1,857,558	\$ -	0.00%
Aug	1,980,040	1,821,637	1,653,900	1,653,900	-	0.00%
Sep	1,931,753	1,777,213	1,629,513	1,651,263	21,750	1.22%
Oct	2,005,151	1,868,800	1,721,100	1,732,228	11,128	0.60%
Nov	2,002,686	1,866,503	1,718,803	1,606,102	(112,701)	-6.04%
Dec	1,918,694	1,832,353	1,684,653	1,648,958	(35,695)	-1.95%
Jan	2,412,435	2,315,938	2,168,238	2,132,834	(35,404)	-1.53%
Feb	1,718,189	1,666,643	1,518,943	1,678,082	159,139	9.55%
Mar	1,694,536	1,660,645	1,512,945			
Apr	1,923,262	1,884,797	1,737,097			
May	1,736,403	1,701,675	1,553,975			
Jun	1,768,592	1,733,220	1,585,520			
<b>TOTAL</b>	<b><u>\$23,250,221</u></b>	<b><u>\$22,114,648</u></b>	<b><u>\$20,342,244</u></b>	<b><u>\$13,960,925</u></b>	<b><u>\$ 8,217</u></b>	<b><u>0.08%</u></b>

## Sales Tax Receipts - 1988 Tax



	05/06	06/07	07/08	08/09	09/10
Jul	\$ 1,640,303	\$ 2,038,848	\$ 2,138,388	\$ 2,180,186	\$ 1,868,502
Aug	1,502,398	1,747,630	1,923,434	1,991,726	1,676,602
Sep	1,495,225	1,854,598	1,950,530	1,942,168	1,663,043
Oct	1,741,973	1,840,090	1,948,332	2,017,413	1,749,943
Nov	1,824,128	1,763,674	1,969,706	2,017,888	1,623,434
Dec	1,772,892	1,765,437	1,939,640	1,934,934	1,652,413
Jan	2,243,955	2,229,177	2,422,550	2,430,373	2,144,966
Feb	1,712,786	1,702,579	1,869,889	1,730,015	1,694,237
Mar	1,738,251	1,676,124	1,702,015	1,706,492	
Apr	2,057,555	2,223,607	2,039,241	1,936,941	
May	1,807,570	1,791,513	2,001,765	1,749,180	
Jun	1,858,692	1,945,501	1,923,561	1,787,472	
<b>Total</b>	<b>\$ 33,398,504</b>	<b>\$ 33,957,007</b>	<b>\$ 35,879,468</b>	<b>\$ 23,424,788</b>	<b>\$ 14,073,140</b>

Lafayette Parish School System

**Statement of Revenue & Expenses, February 2010**  
**Lafayette Parish School System 2002 Tax**

	<u>2002 Tax</u>
Sales Tax Revenues '02 Tax - Cash Received	\$ 1,586,876
Interest Income (pro-rata share, see page 4)	<u>798</u>
Total Revenues	\$ 1,587,674
Operating Expenses:	
Bank Charges	\$ 3,586
Computer Services	249
Equipment Leasing	216
Group Insurance	4,572
Dues & Publications	-
Office Space, etc.	4,244
Office Supplies, Expense	870
Postage, Printing	3,468
Repairs	-
Retirement	6,331
Salaries	41,195
Telephone	375
Travel	2,251
Total Operating Expenses (see p. 4)	<u>\$ 67,357</u>
02 Tax Pro-Rata Operating Expenses (11.00%)	\$ (7,409)
Direct Expenses - '02 Tax:	
Tax Free Shopping	(366)
Legal Fees	(880)
Contract Audit	<u>(7,847)</u>
Total Shared and Direct Expenses - '02 Tax	(16,502)
Net Revenues	<u>\$ 1,571,172</u>


Lafayette Parish School System

**Budget Variance Schedule  
2002 (1/2%) Sales Tax**

2002	Actual	Original	A	B	(C - B)	
SALES TAX	08/09	Budget	Budget	Actual	Budget	Variance
		09/10	Revision #1	Distribution	Variance	Percent
			09/10	09/10		
Jul	\$ 2,158,399	\$ 2,029,268	\$ 1,857,373	\$ 1,857,373	\$ -	0.00%
Aug	1,979,717	1,860,934	1,653,824	1,653,824	-	0.00%
Sep	1,931,611	1,815,714	1,815,714	1,650,954	(164,760)	-9.07%
Oct	2,004,952	1,914,729	1,914,729	1,732,263	(182,466)	-9.53%
Nov	1,999,870	1,909,876	1,909,876	1,606,081	(303,795)	-15.91%
Dec	1,918,514	1,887,818	1,887,818	1,648,881	(238,937)	-12.66%
Jan	2,412,289	2,364,043	2,364,043	2,132,788	(231,255)	-9.78%
Feb	1,718,025	1,700,845	1,700,845	1,571,172	(129,673)	-7.62%
Mar	1,694,424	1,685,952	1,685,952			
Apr	1,922,782	1,913,168	1,913,168			
May	1,736,256	1,727,575	1,727,575			
Jun	1,742,158	1,733,447	1,733,447			
<b>TOTAL</b>	<b>\$23,218,997</b>	<b>\$22,543,369</b>	<b>\$22,164,364</b>	<b>\$13,853,336</b>	<b>(1,250,886)</b>	<b>-8.28%</b>

## Sales Tax Receipts - 2002 Tax

\$3,000,000  
 \$2,500,000  
 \$2,000,000  
 \$1,500,000  
 \$1,000,000  
 \$500,000  
 \$-



05/06  
 06/07  
 07/08  
 08/09  
 09/10

	05/06	06/07	07/08	08/09	09/10
Jul	\$ 1,614,512	\$ 2,030,742	\$ 2,137,826	\$ 2,180,105	\$ 1,868,317
Aug	1,502,107	1,747,498	1,860,468	1,991,403	1,676,526
Sep	1,494,432	1,854,318	1,967,404	1,942,026	1,662,734
Oct	1,741,415	1,822,636	1,948,331	2,017,207	1,749,978
Nov	1,784,378	1,762,672	1,968,712	2,015,065	1,623,412
Dec	1,751,274	1,766,734	1,926,826	1,934,754	1,652,336
Jan	2,219,277	2,202,361	2,421,547	2,430,227	2,144,919
Feb	1,711,051	1,702,173	1,868,877	1,729,851	1,586,876
Mar	1,732,875	1,675,432	1,701,806	1,706,380	
Apr	2,057,513	2,214,772	2,038,816	1,936,461	
May	1,805,371	1,791,239	1,999,475	1,749,034	
Jun	1,852,939	1,944,307	1,923,517	1,760,918	
<b>Total</b>	<b>\$ 21,267,144</b>	<b>\$ 22,514,884</b>	<b>\$ 23,763,605</b>	<b>\$ 23,393,431</b>	<b>\$ 13,965,098</b>