

Sales Tax Collection Report  
For The Month Ending 2/29/12  
January 2012 Sales

Report Prepared By The Sales Tax Department

Lafayette Parish School System

**Sales Tax Report  
Table of Contents**

Page 3 Sales Tax Recap of Gross Receipts Collected During February 2012 for all Jurisdictions

Page 4 Schedule of Pro-Rata Expenses & Interest Income, February 2012  
Schedule of Increase/Decrease in Cash Received, February 2012

Page 5 Revenue Distribution Recap

Page 6 Budget Variance Schedule Recap, February 2012

School Board 1965 Sales Tax (1%):

Page 7 Statement of Revenue and Expenses, February 2012 - Distribution of Revenues

Page 8 General Fund Revenues Compared to Budget

Page 9 Graph of Gross Receipts (Fiscal Years 07/08 thru 11/12)

School Board 1988 Sales Tax (1/2%):

Page 10 Statement of Revenue and Expenses, February 2012

Page 11 General Fund Revenues Compared to Budget

Page 12 Graph of Gross Receipts (Fiscal Years 07/08 thru 11/12)

School Board 2002 Sales Tax (1/2%):

Page 13 Statement of Revenue and Expenses, February 2012

Page 14 General Fund Revenues Compared to Budget

Page 15 Graph of Gross Receipts (Fiscal Years 07/08 thru 11/12)

Lafayette Parish School System

**Sales Tax Recap For The Month Ending February 29, 2012**

Note: This schedule represents taxes collected in February 2012 on January 2012 sales.

| Tax                 | Tax Rate | Taxable Sales  | Current Sales Tax | Food & Drug  |            | Vendors Comp. | Penalty & Interest | Audits     | Total         |         | Pro-Rata Percent |
|---------------------|----------|----------------|-------------------|--------------|------------|---------------|--------------------|------------|---------------|---------|------------------|
|                     |          |                |                   | Exempt Tax   | Tax        |               |                    |            | Cash Received | Percent |                  |
| Sch Board '65       | 1 %      | \$ 427,503,212 | \$ 4,275,032      | \$ -         | \$ -       | -             | \$ 31,864          | \$ 57,770  | \$ 4,364,666  | 25.94%  |                  |
| Sch Board '88       | 1/2 %    | 373,536,592    | 1,867,683         | 297,614      | -          | -             | 15,272             | 28,885     | 1,911,840     | 11.37%  |                  |
| Sch Board '02       | 1/2 %    | 373,525,990    | 1,867,630         | 297,614      | -          | -             | 15,208             | 28,885     | 1,911,723     | 11.37%  |                  |
| Parish Gov.         | 1 %      | 50,706,639     | 507,066           | -            | 10,141     | -             | 580                | 1,910      | 509,556       | 3.03%   |                  |
| Sheriff, Laf Parish | 1 %      | 50,706,643     | 507,066           | -            | 10,141     | -             | 580                | 1,910      | 509,556       | 3.03%   |                  |
| Lafayette '61       | 1 %      | 293,769,931    | 2,937,699         | -            | 58,754     | -             | 23,608             | 48,886     | 3,010,193     | 17.90%  |                  |
| Lafayette '85       | 1 %      | 244,167,531    | 2,441,675         | 496,024      | 48,834     | -             | 23,619             | 48,886     | 2,514,180     | 14.95%  |                  |
| Lafayette TIF Zones | 1 %      | 8,061,741      | 80,617            | -            | -          | -             | 48                 | -          | 80,665        | 0.48%   |                  |
| Broussard           | 2%       | 46,836,017     | 936,720           | -            | 9,367      | -             | 4,706              | -          | 941,426       | 5.60%   |                  |
| Carencro            | 2%       | 9,124,251      | 182,485           | -            | -          | -             | 996                | -          | 183,481       | 1.10%   |                  |
| Carencro TIF Zone   | 1%       | 2,325,000      | 23,250            | -            | 256        | -             | 64                 | -          | 23,314        | 0.14%   |                  |
| Duson               | 2%       | 2,056,800      | 20,568            | -            | 411        | -             | 40                 | -          | 20,608        | 0.12%   |                  |
| Scott               | 2 %      | 13,404,300     | 268,086           | -            | -          | -             | 244                | -          | 268,330       | 1.60%   |                  |
| Scott TIF Zones     | 1 %      | 2,570,300      | 25,703            | -            | 257        | -             | -                  | -          | 25,703        | 0.15%   |                  |
| Youngsville         | 2 1/2 %  | 12,089,400     | 302,235           | -            | -          | -             | 9,567              | 17,435     | 329,237       | 1.96%   |                  |
| Total Sales Tax     |          |                | 16,243,517        | 1,091,253    | 138,161    | -             | 126,396            | 234,567    | 16,604,480    |         |                  |
| Hotel/Motel Tax     | 4%       | 5,289,600      | 211,584           | -            | -          | -             | -                  | -          | 211,584       | 1.26%   |                  |
| <b>TOTAL</b>        |          |                | \$ 16,455,101     | \$ 1,091,253 | \$ 138,161 | \$ -          | \$ 126,396         | \$ 234,567 | \$ 16,816,064 | 100.00% |                  |

Lafayette Parish School System

**Schedule of Pro-Rata Expenses & Interest Income, February 2012**

| <b>Tax:</b>         | Pro-Rata<br>Percent | Pro-Rata Share<br>of Expense | Pro-Rata Share<br>of Interest Inc. |
|---------------------|---------------------|------------------------------|------------------------------------|
| Sch.Bd. '65         | 25.94%              | \$ 20,068                    | \$ 2,482                           |
| Sch.Bd. '88         | 11.37%              | 8,796                        | 1,088                              |
| Sch.Bd. '02         | 11.37%              | 8,796                        | 1,088                              |
| Parish              | 3.03%               | 2,344                        | 290                                |
| Sheriff, Laf Parish | 3.03%               | 2,344                        | 290                                |
| Laf '61             | 17.90%              | 13,848                       | 1,713                              |
| Laf '85             | 14.95%              | 11,566                       | 1,430                              |
| Laf EDD - 101       | 0.00%               | -                            | -                                  |
| Laf EDD - 103       | 0.48%               | 371                          | 46                                 |
| Broussard           | 5.60%               | 4,333                        | 536                                |
| Carencro            | 1.10%               | 851                          | 105                                |
| Carencro I-49 EDD   | 0.14%               | 108                          | 13                                 |
| Duson               | 0.12%               | 93                           | 11                                 |
| Scott               | 1.60%               | 1,238                        | 153                                |
| Scott EDD - AP      | 0.15%               | 116                          | 14                                 |
| Youngsville         | 1.96%               | 1,516                        | 188                                |
| Hotel/Motel         | 1.26%               | 975                          | 121                                |
| <b>Total</b>        | <b>100.00%</b>      | <b>\$ 77,363 (Note 1)</b>    | <b>\$ 9,568</b>                    |

Note 1: The detail of these expenses by cost category is listed on pages 7, 11, and 14.

Note 2: The cost of operation (operating expenses divided by cash received) is 0.4%.

**Schedule of Increase/Decrease in Cash Received, February 2012**

| <b>Tax:</b>         | February 2012 Cash Received<br>Compared to February 2011 |              | YTD Cash Received<br>Compared to Prior YTD |             |
|---------------------|--|--------------|--|-------------|
| Sch.Bd. '65         | \$ 553,854   | 14.5%        | \$ 3,408,476                               | 10.0%       |
| Sch.Bd. '88         | 229,387  | 13.6%        | 1,342,167                                  | 9.0%        |
| Sch.Bd. '02         | 229,441  | 13.6%        | 1,343,259                                  | 9.0%        |
| Parish              | 77,722   | 18.0%        | 619,501                                    | 19.2%       |
| Sheriff, Laf Parish | 77,722   | 18.0%        | 619,506                                    | 19.2%       |
| Laf '61             | 287,755  | 10.6%        | 1,318,836                                  | 5.2%        |
| Laf '85             | 225,867  | 9.9%         | 1,339,548                                  | 6.3%        |
| Laf EDD - 101       | (17,179)   | -100.0%      | (98,926)                                   | -47.4%      |
| Laf EDD - 103       | 45,348   | 128.4%       | 301,074                                    | 81.9%       |
| Broussard           | 190,622  | 25.4%        | 51,005                                     | 0.8%        |
| Carencro            | 14,944   | 8.9%         | 231,695                                    | 16.0%       |
| Carencro I-49 EDD   | (12,629)   | -35.1%       | (25,900)                                   | -8.7%       |
| Duson               | (16,132)   | -43.9%       | (16,992)                                   | -5.3%       |
| Scott               | 21,801   | 8.8%         | 74,323                                     | 3.4%        |
| Scott EDD - AP      | 5,920  | 29.9%        | 28,467                                     | 15.0%       |
| Youngsville         | 36,381   | 12.4%        | 776,550                                    | 42.0%       |
| Hotel/Motel         | 24,197   | 12.9%        | 117,806                                    | 7.2%        |
| <b>Total</b>        | <b>\$ 1,975,021</b>                                      | <b>13.3%</b> | <b>\$ 11,430,395</b>                       | <b>8.7%</b> |

**L.P.S.B. - SALES TAX DIVISION**  
**REVENUE DISTRIBUTION RECAP - February 29, 2012**

| Tax               | Pro-Rata Expenses   | Pro-Rata Interest  | Legal               | Audit               | Tax Free Shopping  | Gross Revenues          | Net Revenues Distributed |
|-------------------|---------------------|--------------------|---------------------|---------------------|--------------------|-------------------------|--------------------------|
| LPSB '65          | \$ 20,067.96        | \$ 2,482.04        | \$ 2,819.75         | \$ 7,867.78         | \$ 485.82          | \$ 4,364,666.12         | \$ 4,335,906.85          |
| LPSB '88          | 8,796.18            | 1,087.92           | 1,409.88            | 3,933.89            | 242.92             | 1,911,839.96            | 1,898,545.01             |
| LPSB '02          | 8,796.18            | 1,087.92           | 1,409.88            | 3,933.89            | 242.92             | 1,911,722.95            | 1,898,428.00             |
| Parish            | 2,344.10            | 289.92             |                     | 2,053.04            |                    | 509,556.39              | 509,846.31               |
| Sheriff           | 2,344.10            | 289.92             |                     | 2,053.04            |                    | 509,556.43              | 505,449.21               |
| Lafayette '61     | 13,847.99           | 1,712.74           | 2,819.75            | 5,814.75            | 485.83             | 3,010,193.31            | 3,011,906.05             |
| Lafayette '85     | 11,565.78           | 1,430.47           | 2,819.75            | 5,814.75            | 485.83             | 2,514,180.31            | 2,515,610.78             |
| LAF EDD - 101     | -                   | -                  | -                   | -                   | -                  | -                       | -                        |
| LAF EDD - 103     | 371.34              | 45.93              |                     |                     |                    | 80,665.41               | 80,711.34                |
| Broussard         | 2,166.17            | 267.91             |                     |                     |                    | 470,716.76              | 468,818.50               |
| Broussard '92     | 2,166.17            | 267.91             |                     |                     |                    | 470,709.57              | 468,811.31               |
| Carencro          | 425.50              | 52.63              |                     |                     |                    | 91,730.03               | 91,357.16                |
| Carencro '93      | 425.50              | 52.63              |                     |                     |                    | 91,750.99               | 91,378.12                |
| Carencro I-49 EDD | 108.31              | 13.40              |                     |                     |                    | 23,314.38               | 23,219.47                |
| Duson             | 92.84               | 11.48              |                     |                     |                    | 20,607.74               | 20,526.38                |
| Scott             | 1,237.81            | 153.09             |                     |                     |                    | 268,329.58              | 267,244.86               |
| Scott EDD - AP    | 116.04              | 14.35              |                     |                     |                    | 25,703.33               | 25,601.64                |
| Youngsville       | 1,516.32            | 187.54             |                     |                     |                    | 329,236.81              | 327,908.03               |
| Hotel / Motel     | 974.77              | 120.56             |                     |                     |                    | 211,583.90              | 210,729.69               |
| <b>Totals</b>     | <b>\$ 77,363.06</b> | <b>\$ 9,568.36</b> | <b>\$ 11,279.01</b> | <b>\$ 31,471.14</b> | <b>\$ 1,943.32</b> | <b>\$ 16,816,063.97</b> | <b>\$ 16,751,998.71</b>  |

Expenses Due from City of Lafayette 44,025.77  
Expenses Due from Parish Government 4,397.14

Net Revenues Distributed  
\$ 16,703,575.80

**L.P.S.B. '65 - REVENUE DISTRIBUTION:**  
General Fund \$ 2,811,220.37  
Bond Sinking Fund 623,659.38  
Capital Improvement Fund 450,513.55  
Minor Repair & Improvement Fund 450,513.55  
\$ 4,335,906.85

Lafayette Parish School System

**Budget Variance Recap**

**Actual Distributions Compared to Budget**

FY 2011 - 2012

|                                 | A                    | B                       | (B - A)             |
|---------------------------------|----------------------|-------------------------|---------------------|
| Fund                            | Budget<br>FY 11/12   | Actual<br>Distributions | Budget<br>Variance  |
| General Fund - 1965 Tax         | \$ 24,708,141        | \$ 25,736,135           | \$ 1,027,994        |
| Bond Sinking Fund               | 4,989,275            | 4,989,275               | -                   |
| Capital Improvement Fund        | 2,000,000            | 3,199,326               | 1,199,326           |
| Minor Repair & Improvement Fund | 2,000,000            | 3,199,326               | 1,199,326           |
| <b>Total 1965 Tax</b>           | <b>\$ 33,697,416</b> | <b>\$ 37,124,061</b>    | <b>\$ 3,426,645</b> |
| 1988 Tax (Dedicated)            | 14,830,855           | 16,164,517              | 1,333,662           |
| <b>Grand Total</b>              | <b>\$ 48,528,271</b> | <b>\$ 53,288,578</b>    | <b>\$ 4,760,307</b> |
| <b>2002 Tax (Dedicated)</b>     | <b>\$ 14,722,914</b> | <b>\$ 16,180,179</b>    | <b>\$ 1,457,265</b> |

Notes: (1) Columns A & B above represent eight months.

Lafayette Parish School System

**Statement of Revenue & Expenses, February 2012**  
**Lafayette Parish School System 1965 Tax**

|  |                 |
|--|-----------------|
|  | <u>1965 Tax</u> |
| Sales Tax Revenues '65 Tax - Cash Received   | \$ 4,364,666    |
| Interest Income (pro-rata share, see page 4) | <u>2,482</u>    |
| Total Revenues                               | \$ 4,367,148    |

|                                     |                  |
|-------------------------------------|------------------|
| Operating Expenses:                 |                  |
| Bank Charges                        | \$ 2,645         |
| Computer Services                   | -                |
| Equipment Leasing                   | 150              |
| Group Insurance                     | 4,638            |
| Dues & Publications                 | 232              |
| Office Space, etc.                  | 4,019            |
| Office Supplies, Expense            | 1,454            |
| Postage, Printing                   | 2,318            |
| Annual Audit Fee                    | -                |
| Retirement                          | 12,111           |
| Salaries                            | 47,791           |
| Telephone                           | 321              |
| Travel                              | 1,684            |
| Total Operating Expenses (see p. 4) | <u>\$ 77,363</u> |

|   |                     |
|---|---------------------|
| 65 Tax Pro-Rata Operating Expenses (25.94%) | \$ (20,068)         |
| Direct Expenses - '65 Tax:                  |                     |
| Tax Free Shopping                           | (486)               |
| Legal Fees                                  | (2,819)             |
| Contract Audit                              | <u>(7,868)</u>      |
| Total Shared and Direct Expenses - '65 Tax  | <u>(31,241)</u>     |
| Net Revenues                                | <u>\$ 4,335,907</u> |

|                           |                     |
|---------------------------|---------------------|
| Distribution of Revenues: |                     |
| General Fund              | \$ 2,811,220        |
| Bond Sinking Fund         | 623,660             |
| Capital Projects Funds    | 901,027             |
| Total Distributions       | <u>\$ 4,335,907</u> |


Lafayette Parish School System

**Budget Variance Schedule  
1965 (1%) Sales Tax**

|              | A                   | B                   | (B - A)             |               |
|--------------|---------------------|---------------------|---------------------|---------------|
| 1965         | Budget              | Actual              | Budget              | Variance      |
| SALES TAX    | 11/12               | Distribution        | Variance            | Percent       |
|              |                     | 11/12               |                     |               |
| Jul          | \$ 4,689,776        | \$ 4,705,203        | \$ 15,427           | 0.33%         |
| Aug          | 3,938,529           | 4,211,339           | 272,810             | 6.93%         |
| Sep          | 3,898,136           | 4,300,407           | 402,271             | 10.32%        |
| Oct          | 4,227,688           | 4,702,250           | 474,562             | 11.23%        |
| Nov          | 3,905,752           | 4,582,950           | 677,198             | 17.34%        |
| Dec          | 4,097,277           | 4,582,730           | 485,453             | 11.85%        |
| Jan          | 5,177,247           | 5,703,275           | 526,028             | 10.16%        |
| Feb          | 3,763,011           | 4,335,907           | 572,896             | 15.22%        |
| Mar          | 3,543,917           |                     |                     |               |
| Apr          | 4,276,623           |                     |                     |               |
| May          | 4,043,753           |                     |                     |               |
| Jun          | 4,167,620           |                     |                     |               |
| <b>TOTAL</b> | <u>\$49,729,329</u> | <u>\$37,124,061</u> | <u>\$ 3,426,645</u> | <u>10.17%</u> |



# Sales Tax Receipts - 1965 Tax



|              | 07/08                | 08/09                | 09/10                | 10/11                | 11/12                |
|--------------|----------------------|----------------------|----------------------|----------------------|----------------------|
| Jul          | \$ 4,780,625         | \$ 4,912,401         | \$ 4,319,142         | \$ 4,720,794         | \$ 4,735,105         |
| Aug          | 4,329,965            | 4,530,761            | 3,927,910            | 3,968,864            | 4,245,714            |
| Sep          | 4,445,256            | 4,437,656            | 3,885,880            | 3,923,252            | 4,334,349            |
| Oct          | 4,409,982            | 4,587,370            | 4,070,413            | 4,268,122            | 4,746,207            |
| Nov          | 4,494,927            | 4,579,200            | 3,679,016            | 3,937,804            | 4,608,131            |
| Dec          | 4,382,692            | 4,408,859            | 3,629,939            | 4,130,792            | 4,613,990            |
| Jan          | 5,342,359            | 5,470,549            | 4,742,129            | 5,216,165            | 5,736,920            |
| Feb          | 4,268,685            | 4,032,573            | 3,797,010            | 3,810,812            | 4,364,666            |
| Mar          | 3,917,319            | 3,950,433            | 3,570,241            | 3,952,117            |                      |
| Apr          | 4,656,585            | 4,462,078            | 4,306,160            | 5,001,154            |                      |
| May          | 4,553,962            | 4,091,580            | 4,095,491            | 4,755,585            |                      |
| Jun          | 4,378,192            | 4,139,719            | 4,205,117            | 4,678,155            |                      |
| <b>Total</b> | <b>\$ 53,960,549</b> | <b>\$ 53,603,179</b> | <b>\$ 48,228,448</b> | <b>\$ 52,363,616</b> | <b>\$ 37,385,082</b> |

Lafayette Parish School System

**Statement of Revenue & Expenses, February 2012**  
**Lafayette Parish School System 1988 Tax**

|  | <u>1988 Tax</u>            |
|--|----------------------------|
| Sales Tax Revenues '88 Tax - Cash Received   | \$ 1,911,840               |
| Interest Income (pro-rata share, see page 4) | <u>1,088</u>               |
| Total Revenues                               | \$ 1,912,928               |
| Operating Expenses:                          |                            |
| Bank Charges                                 | \$ 2,645                   |
| Computer Services                            | -                          |
| Equipment Leasing                            | 150                        |
| Group Insurance                              | 4,638                      |
| Dues & Publications                          | 232                        |
| Office Space, etc.                           | 4,019                      |
| Office Supplies, Expense                     | 1,454                      |
| Postage, Printing                            | 2,318                      |
| Annual Audit Fee                             | -                          |
| Retirement                                   | 12,111                     |
| Salaries                                     | 47,791                     |
| Telephone                                    | 321                        |
| Travel                                       | 1,684                      |
| Total Operating Expenses (see p. 4)          | <u>\$ 77,363</u>           |
| 88 Tax Pro-Rata Operating Expenses (11.37%)  | \$ (8,796)                 |
| Direct Expenses - '88 Tax:                   |                            |
| Tax Free Shopping                            | (243)                      |
| Legal Fees                                   | (1,410)                    |
| Contract Audit                               | <u>(3,934)</u>             |
| Total Shared and Direct Expenses - '88 Tax   | (14,383)                   |
| Net Revenues                                 | <u><u>\$ 1,898,545</u></u> |


Lafayette Parish School System

**Budget Variance Schedule  
1988 (1/2%) Sales Tax**

|              | A                          | B                          | (B - A)                    |                     |
|--------------|----------------------------|----------------------------|----------------------------|---------------------|
| 1988         | Budget                     | Actual                     | Budget                     | Variance            |
| SALES TAX    | 11/12                      | Distribution               | Variance                   | Percent             |
|              |                            | 11/12                      |                            |                     |
| Jul          | \$ 1,999,283               | \$ 2,118,653               | \$ 119,370                 | 5.97%               |
| Aug          | 1,741,831                  | 1,792,223                  | 50,392                     | 2.89%               |
| Sep          | 1,720,247                  | 1,916,146                  | 195,899                    | 11.39%              |
| Oct          | 1,861,211                  | 1,990,664                  | 129,453                    | 6.96%               |
| Nov          | 1,726,218                  | 1,937,739                  | 211,521                    | 12.25%              |
| Dec          | 1,789,535                  | 1,969,250                  | 179,715                    | 10.04%              |
| Jan          | 2,314,448                  | 2,541,297                  | 226,849                    | 9.80%               |
| Feb          | 1,678,082                  | 1,898,545                  | 220,463                    | 13.14%              |
| Mar          | 1,563,732                  |                            |                            |                     |
| Apr          | 1,943,600                  |                            |                            |                     |
| May          | 1,806,518                  |                            |                            |                     |
| Jun          | 1,858,927                  |                            |                            |                     |
| <b>TOTAL</b> | <u><u>\$22,003,632</u></u> | <u><u>\$16,164,517</u></u> | <u><u>\$ 1,333,662</u></u> | <u><u>8.99%</u></u> |

## Sales Tax Receipts - 1988 Tax

\$3,000,000  
 \$2,500,000  
 \$2,000,000  
 \$1,500,000  
 \$1,000,000  
 \$500,000  
 \$-



|              | 07/08                | 08/09                | 09/10                | 10/11                | 11/12                |
|--------------|----------------------|----------------------|----------------------|----------------------|----------------------|
| Jul          | \$ 2,138,388         | \$ 2,180,186         | \$ 1,868,502         | \$ 2,013,375         | \$ 2,132,744         |
| Aug          | 1,923,434            | 1,991,726            | 1,676,602            | 1,755,952            | 1,807,905            |
| Sep          | 1,950,530            | 1,942,168            | 1,663,043            | 1,731,706            | 1,932,046            |
| Oct          | 1,948,332            | 2,017,413            | 1,749,943            | 1,880,225            | 2,011,008            |
| Nov          | 1,969,706            | 2,017,888            | 1,623,434            | 1,741,141            | 1,948,853            |
| Dec          | 1,939,640            | 1,934,934            | 1,652,413            | 1,805,132            | 1,983,603            |
| Jan          | 2,422,550            | 2,430,373            | 2,144,966            | 2,332,923            | 2,557,076            |
| Feb          | 1,869,889            | 1,730,015            | 1,694,237            | 1,682,453            | 1,911,840            |
| Mar          | 1,702,015            | 1,706,492            | 1,575,967            | 1,749,073            |                      |
| Apr          | 2,039,241            | 1,936,941            | 1,957,735            | 2,223,618            |                      |
| May          | 2,001,765            | 1,749,180            | 1,829,698            | 2,010,468            |                      |
| Jun          | 1,923,561            | 1,787,472            | 1,876,463            | 1,943,960            |                      |
| <b>Total</b> | <b>\$ 23,829,051</b> | <b>\$ 23,424,788</b> | <b>\$ 21,313,003</b> | <b>\$ 22,870,026</b> | <b>\$ 16,285,075</b> |

Lafayette Parish School System

**Statement of Revenue & Expenses, February 2012**  
**Lafayette Parish School System 2002 Tax**

|  | <u>2002 Tax</u>     |
|--|---------------------|
| Sales Tax Revenues '02 Tax - Cash Received   | \$ 1,911,723        |
| Interest Income (pro-rata share, see page 4) | <u>1,088</u>        |
| Total Revenues                               | \$ 1,912,811        |
| Operating Expenses:                          |                     |
| Bank Charges                                 | \$ 2,645            |
| Computer Services                            | -                   |
| Equipment Leasing                            | 150                 |
| Group Insurance                              | 4,638               |
| Dues & Publications                          | 232                 |
| Office Space, etc.                           | 4,019               |
| Office Supplies, Expense                     | 1,454               |
| Postage, Printing                            | 2,318               |
| Annual Audit Fee                             | -                   |
| Retirement                                   | 12,111              |
| Salaries                                     | 47,791              |
| Telephone                                    | 321                 |
| Travel                                       | 1,684               |
| Total Operating Expenses (see p. 4)          | <u>\$ 77,363</u>    |
| 02 Tax Pro-Rata Operating Expenses (11.37%)  | \$ (8,796)          |
| Direct Expenses - '02 Tax:                   |                     |
| Tax Free Shopping                            | (243)               |
| Legal Fees                                   | (1,410)             |
| Contract Audit                               | <u>(3,934)</u>      |
| Total Shared and Direct Expenses - '02 Tax   | (14,383)            |
| Net Revenues                                 | <u>\$ 1,898,428</u> |


Lafayette Parish School System

**Budget Variance Schedule  
2002 (1/2%) Sales Tax**

|              | A                   | B                   | (B - A)          |              |
|--------------|---------------------|---------------------|------------------|--------------|
| 2002         | Budget              | Actual              | Budget           | Variance     |
| SALES TAX    | 11/12               | Distribution        | Variance         | Percent      |
|              |                     | 11/12               |                  |              |
| Jul          | \$ 1,999,103        | \$ 2,118,653        | \$ 119,550       | 5.98%        |
| Aug          | 1,741,688           | 1,792,223           | 50,535           | 2.90%        |
| Sep          | 1,720,075           | 1,916,146           | 196,071          | 11.40%       |
| Oct          | 1,861,097           | 1,990,664           | 129,567          | 6.96%        |
| Nov          | 1,726,104           | 1,937,739           | 211,635          | 12.26%       |
| Dec          | 1,789,399           | 1,969,250           | 179,851          | 10.05%       |
| Jan          | 2,314,276           | 2,557,076           | 242,800          | 10.49%       |
| Feb          | 1,571,172           | 1,898,428           | 327,256          | 20.83%       |
| Mar          | 1,563,732           |                     |                  |              |
| Apr          | 1,943,600           |                     |                  |              |
| May          | 1,806,432           |                     |                  |              |
| Jun          | 1,858,927           |                     |                  |              |
| <b>TOTAL</b> | <u>\$21,895,605</u> | <u>\$16,180,179</u> | <u>1,457,265</u> | <u>9.90%</u> |

## Sales Tax Receipts - 2002 Tax

\$3,000,000  
 \$2,500,000  
 \$2,000,000  
 \$1,500,000  
 \$1,000,000  
 \$500,000  
 \$-



07/08  
 08/09  
 09/10  
 10/11  
 11/12

|              | 07/08                | 08/09                | 09/10                | 10/11                | 11/12                |
|--------------|----------------------|----------------------|----------------------|----------------------|----------------------|
| Jul          | \$ 2,137,826         | \$ 2,180,105         | \$ 1,868,317         | \$ 1,999,103         | \$ 2,132,744         |
| Aug          | 1,860,468            | 1,991,403            | 1,676,526            | 1,755,809            | 1,807,905            |
| Sep          | 1,967,404            | 1,942,026            | 1,662,734            | 1,731,534            | 1,932,046            |
| Oct          | 1,948,331            | 2,017,207            | 1,749,978            | 1,880,110            | 2,011,008            |
| Nov          | 1,968,712            | 2,015,065            | 1,623,412            | 1,741,027            | 1,948,853            |
| Dec          | 1,926,826            | 1,934,754            | 1,652,336            | 1,804,989            | 1,983,603            |
| Jan          | 2,421,547            | 2,430,227            | 2,144,919            | 2,332,752            | 2,557,076            |
| Feb          | 1,868,877            | 1,729,851            | 1,586,876            | 1,682,282            | 1,911,723            |
| Mar          | 1,701,806            | 1,706,380            | 1,575,967            | 1,748,901            |                      |
| Apr          | 2,038,816            | 1,936,461            | 1,957,735            | 2,217,626            |                      |
| May          | 1,999,475            | 1,749,034            | 1,829,612            | 2,010,468            |                      |
| Jun          | 1,923,517            | 1,760,918            | 1,876,463            | 1,943,960            |                      |
| <b>Total</b> | <b>\$ 23,763,605</b> | <b>\$ 23,393,431</b> | <b>\$ 21,204,875</b> | <b>\$ 22,848,561</b> | <b>\$ 16,284,958</b> |