

Sales Tax Collection Report  
For The Month Ending 8/31/11  
July 2011 Sales

Report Prepared By The Sales Tax Department

Lafayette Parish School System

**Sales Tax Report  
Table of Contents**

Page 3 Sales Tax Recap of Gross Receipts Collected During August 2011 for all Jurisdictions

Page 4 Schedule of Pro-Rata Expenses & Interest Income, August 2011  
Schedule of Increase/Decrease in Cash Received, August 2011

Page 5 Revenue Distribution Recap

Page 6 Budget Variance Schedule Recap, August 2011

School Board 1965 Sales Tax (1%):

Page 7 Statement of Revenue and Expenses, August 2011 - Distribution of Revenues

Page 8 General Fund Revenues Compared to Budget

Page 9 Graph of Gross Receipts (Fiscal Years 07/08 thru 11/12)

School Board 1988 Sales Tax (1/2%):

Page 10 Statement of Revenue and Expenses, August 2011

Page 11 General Fund Revenues Compared to Budget

Page 12 Graph of Gross Receipts (Fiscal Years 07/08 thru 11/12)

School Board 2002 Sales Tax (1/2%):

Page 13 Statement of Revenue and Expenses, August 2011

Page 14 General Fund Revenues Compared to Budget

Page 15 Graph of Gross Receipts (Fiscal Years 07/08 thru 11/12)

Lafayette Parish School System

**Sales Tax Recap For The Month Ending August 31, 2011**

Note: This schedule represents taxes collected in August 2011 on July 2011 sales.

| Tax                 | Tax Rate | Taxable Sales  | Current Sales Tax | Food & Drug Exempt Tax | Vendors Comp. | Penalty & Interest | Audits     | Total Cash Received | Pro-Rata Percent |
|---------------------|----------|----------------|-------------------|------------------------|---------------|--------------------|------------|---------------------|------------------|
| Sch Board '65       | 1 %      | \$ 418,782,600 | \$ 4,187,826      | \$ -                   | \$ -          | \$ 27,220          | 30,668     | \$ 4,245,714        | 26.73%           |
| Sch Board '88       | 1/2 %    | 356,498,600    | 1,782,493         | 263,943                | -             | 10,078             | 15,334     | 1,807,905           | 11.38%           |
| Sch. Board '02      | 1/2 %    | 356,498,600    | 1,782,493         | 263,943                | -             | 10,078             | 15,334     | 1,807,905           | 11.38%           |
| Parish Gov.         | 1 %      | 44,023,900     | 440,239           |                        | 8,805         | 2,105              | 7,596      | 449,940             | 2.83%            |
| Sheriff, Laf Parish | 1 %      | 44,023,900     | 440,239           |                        | 8,805         | 2,105              | 7,596      | 449,940             | 2.83%            |
| Lafayette '61       | 1 %      | 290,394,000    | 2,903,940         |                        | 58,079        | 15,763             | 23,072     | 2,942,775           | 18.52%           |
| Lafayette '85       | 1 %      | 246,403,500    | 2,464,035         | 439,905                | 49,281        | 15,788             | 23,072     | 2,502,895           | 15.76%           |
| Lafayette TIF Zones | 1 %      | 6,523,500      | 65,235            |                        | -             | 119                | -          | 65,354              | 0.41%            |
| Broussard           | 2 %      | 28,616,442     | 572,329           |                        | 5,723         | 2,835              | -          | 575,164             | 3.62%            |
| Carencro            | 2 %      | 9,262,850      | 185,257           |                        | -             | 969                | -          | 186,226             | 1.18%            |
| Carencro TIF Zone   | 1 %      | 3,258,300      | 32,583            |                        | 358           | 9                  | -          | 32,592              | 0.21%            |
| Duson               | 2 %      | 3,514,900      | 35,149            |                        | 703           | 28                 | -          | 35,177              | 0.22%            |
| Scott               | 2 %      | 12,598,050     | 251,961           |                        | -             | 498                | -          | 252,459             | 1.59%            |
| Scott TIF Zones     | 1 %      | 2,389,100      | 23,891            |                        | 239           | -                  | -          | 23,891              | 0.15%            |
| Youngsville         | 2 1/2 %  | 11,442,680     | 286,067           |                        | -             | 481                | -          | 286,548             | 1.80%            |
| Total Sales Tax     |          |                | 15,453,737        | 967,791                | 131,993       | 88,076             | 122,672    | 15,664,485          |                  |
| Hotel/Motel Tax     | 4 %      | 5,527,650      | 221,106           |                        | -             | -                  | -          | 221,106             | 1.39%            |
| <b>TOTAL</b>        |          |                | \$ 15,674,843     | \$ 967,791             | \$ 131,993    | \$ 88,076          | \$ 122,672 | \$ 15,885,591       | 100.00%          |

## Lafayette Parish School System

### Schedule of Pro-Rata Expenses & Interest Income, August 2011

| <b>Tax:</b>         | Pro-Rata<br>Percent | Pro-Rata Share<br>of Expense | Pro-Rata Share<br>of Interest Inc. |
|---------------------|---------------------|------------------------------|------------------------------------|
| Sch.Bd. '65         | 26.73%              | \$ 22,800                    | \$ 2,522                           |
| Sch.Bd. '88         | 11.38%              | 9,707                        | 1,074                              |
| Sch.Bd. '02         | 11.38%              | 9,707                        | 1,074                              |
| Parish              | 2.83%               | 2,414                        | 267                                |
| Sheriff, Laf Parish | 2.83%               | 2,414                        | 267                                |
| Laf '61             | 18.52%              | 15,797                       | 1,747                              |
| Laf '85             | 15.76%              | 13,443                       | 1,487                              |
| Laf EDD - 101       | 0.14%               | 119                          | 13                                 |
| Laf EDD - 103       | 0.27%               | 230                          | 25                                 |
| Broussard           | 3.62%               | 3,088                        | 341                                |
| Carencro            | 1.18%               | 1,006                        | 111                                |
| Carencro I-49 EDD   | 0.21%               | 179                          | 20                                 |
| Duson               | 0.22%               | 188                          | 21                                 |
| Scott               | 1.59%               | 1,356                        | 150                                |
| Scott EDD - AP      | 0.15%               | 128                          | 14                                 |
| Youngsville         | 1.80%               | 1,535                        | 170                                |
| Hotel/Motel         | 1.39%               | 1,186                        | 131                                |
| <b>Total</b>        | <b>100.00%</b>      | <b>\$ 85,297</b> (Note 1)    | <b>\$ 9,434</b>                    |

Note 1: The detail of these expenses by cost category is listed on pages 7, 11, and 14.

Note 2: The cost of operation (operating expenses divided by cash received) is 0.5%.

### Schedule of Increase/Decrease in Cash Received, August 2011

| <b>Tax:</b>         | August 2011 Cash Received<br>Compared to August 2010 |             | YTD Cash Received<br>Compared to Prior YTD |             |
|---------------------|------------------------------------------------------|-------------|--------------------------------------------|-------------|
| Sch.Bd. '65         | \$ 276,850                                           | 7.0%        | \$ 291,161                                 | 3.4%        |
| Sch.Bd. '88         | 51,953                                               | 3.0%        | 171,322                                    | 4.6%        |
| Sch.Bd. '02         | 52,096                                               | 3.0%        | 171,645                                    | 4.6%        |
| Parish              | 71,905                                               | 19.0%       | 149,060                                    | 18.6%       |
| Sheriff, Laf Parish | 71,905                                               | 19.0%       | 149,064                                    | 18.6%       |
| Laf '61             | 34,149                                               | 1.2%        | (57,035)                                   | 0.9%        |
| Laf '85             | 33,459                                               | 1.4%        | 89,655                                     | 1.7%        |
| Laf EDD - 101       | 1,513                                                | 7.1%        | (4,120)                                    | -8.5%       |
| Laf EDD - 103       | 3,585                                                | 9.2%        | 13,208                                     | 15.5%       |
| Broussard           | (240,458)                                            | -29.5%      | (324,192)                                  | -17.9%      |
| Carencro            | 2,798                                                | 1.5%        | 18,159                                     | 4.8%        |
| Carencro I-49 EDD   | (5,523)                                              | -14.5%      | (9,430)                                    | -12.3%      |
| Duson               | (1,549)                                              | -4.2%       | 14,350                                     | 18.1%       |
| Scott               | 7,328                                                | 3.0%        | (12,961)                                   | -2.4%       |
| Scott EDD - AP      | 425                                                  | 1.8%        | 5,856                                      | 12.4%       |
| Youngsville         | 70,544                                               | 32.7%       | 214,015                                    | 48.9%       |
| Hotel/Motel         | (572)                                                | -0.3%       | 44,917                                     | 10.6%       |
| <b>Total</b>        | <b>\$ 430,408</b>                                    | <b>2.8%</b> | <b>\$ 924,674</b>                          | <b>2.8%</b> |

L.P.S.B. - SALES TAX DIVISION  
 REVENUE DISTRIBUTION RECAP - August 31, 2011

| Tax               | Pro-Rata Expenses | Pro-Rata Interest | Legal      | Audit       | Tax Free Shopping | Gross Revenues  | Net Revenues Distributed |
|-------------------|-------------------|-------------------|------------|-------------|-------------------|-----------------|--------------------------|
| LPSB '65          | \$22,799.95       | \$2,521.53        | \$1,101.36 | \$12,984.53 | \$10.24           | \$4,245,713.79  | \$4,211,339.24           |
| LPSB '88          | 9,706.83          | 1,073.51          | 550.68     | 6,492.29    | 5.13              | 1,807,904.68    | 1,792,223.26             |
| LPSB '02          | 9,706.83          | 1,073.51          | 550.68     | 6,492.29    | 5.13              | 1,807,904.68    | 1,792,223.26             |
| Parish            | 2,413.91          | 266.96            |            | 3,288.72    |                   | 449,940.33      | 450,207.29               |
| Sheriff           | 2,413.91          | 266.96            |            | 3,288.72    |                   | 449,940.37      | 444,504.70               |
| Lafayette '61     | 15,797.05         | 1,747.05          | 1,101.37   | 9,695.85    | 10.25             | 2,942,774.92    | 2,944,521.97             |
| Lafayette '85     | 13,442.85         | 1,486.69          | 1,101.37   | 9,695.85    | 10.25             | 2,502,894.55    | 2,504,381.24             |
| LAF EDD - 101     | 119.42            | 13.21             |            |             |                   | 22,822.74       | 22,835.95                |
| LAF EDD - 103     | 230.30            | 25.47             |            |             |                   | 42,531.29       | 42,566.76                |
| Broussard         | 1,543.88          | 170.74            |            |             |                   | 287,581.92      | 286,208.78               |
| Broussard '92     | 1,543.88          | 170.74            |            |             |                   | 287,581.92      | 286,208.78               |
| Carencro          | 503.25            | 55.66             |            |             |                   | 93,103.10       | 92,655.51                |
| Carencro '93      | 503.25            | 55.66             |            |             |                   | 93,124.45       | 92,676.86                |
| Carencro I-49 EDD | 179.12            | 19.81             |            |             |                   | 32,591.75       | 32,432.44                |
| Duson             | 187.65            | 20.75             |            |             |                   | 35,176.65       | 35,009.75                |
| Scott             | 1,356.23          | 149.99            |            |             |                   | 252,458.94      | 251,252.70               |
| Scott EDD - AP    | 127.95            | 14.15             |            |             |                   | 23,890.65       | 23,776.85                |
| Youngsville       | 1,535.35          | 169.80            |            |             |                   | 286,547.79      | 285,182.24               |
| Hotel / Motel     | 1,185.63          | 131.12            |            |             |                   | 221,106.21      | 220,051.70               |
| Totals            | \$85,297.24       | \$9,433.31        | \$4,405.46 | \$51,938.25 | \$41.00           | \$15,885,590.73 | \$15,810,249.28          |

Expenses Due from City of Lafayette 51,204.56  
 Expenses Due from Parish Government 5,702.63

Net Revenues Distributed \$15,753,342.09

L.P.S.B. '65 - REVENUE DISTRIBUTION:

General Fund \$2,896,712.70  
 Bond Sinking Fund 623,659.38  
 Capital Improvement Fund 345,483.58  
 Minor Repair & Improvement Fund 345,483.58  
\$4,211,339.24

Lafayette Parish School System

**Budget Variance Recap**

**Actual Distributions Compared to Budget**

FY 2011 - 2012

|                                 | A                    | B                       | (B - A)            |
|---------------------------------|----------------------|-------------------------|--------------------|
| Fund                            | Budget<br>FY 11/12   | Actual<br>Distributions | Budget<br>Variance |
| General Fund - 1965 Tax         | \$ 6,380,986         | \$ 6,467,457            | \$ 86,471          |
| Bond Sinking Fund               | 1,247,319            | 1,247,319               | -                  |
| Capital Improvement Fund        | 500,000              | 600,883                 | 100,883            |
| Minor Repair & Improvement Fund | 500,000              | 600,883                 | 100,883            |
| <b>Total 1965 Tax</b>           | <b>\$ 8,628,305</b>  | <b>\$ 8,916,542</b>     | <b>\$ 288,237</b>  |
| 1988 Tax (Dedicated)            | 3,741,114            | 3,910,876               | 169,762            |
| <b>Grand Total</b>              | <b>\$ 12,369,419</b> | <b>\$ 12,827,418</b>    | <b>\$ 457,999</b>  |
| <b>2002 Tax (Dedicated)</b>     | <b>\$ 3,740,791</b>  | <b>\$ 3,910,876</b>     | <b>\$ 170,085</b>  |

Notes: (1) Columns A & B above represent two months.

Lafayette Parish School System

**Statement of Revenue & Expenses, August 2011**  
**Lafayette Parish School System 1965 Tax**

|                                              |                     |
|----------------------------------------------|---------------------|
|                                              | 1965 Tax            |
| Sales Tax Revenues '65 Tax - Cash Received   | \$ 4,245,714        |
| Interest Income (pro-rata share, see page 4) | <u>2,522</u>        |
| Total Revenues                               | <u>\$ 4,248,236</u> |

|                                     |                  |
|-------------------------------------|------------------|
| Operating Expenses:                 |                  |
| Bank Charges                        | \$ 2,614         |
| Computer Services                   | 5,374            |
| Equipment Leasing                   | 149              |
| Group Insurance                     | 5,085            |
| Dues & Publications                 | 275              |
| Office Space, etc.                  | 3,884            |
| Office Supplies, Expense            | 343              |
| Postage, Printing                   | 6,520            |
| Annual Audit Fee                    | -                |
| Retirement                          | 12,140           |
| Salaries                            | 47,172           |
| Telephone                           | 331              |
| Travel                              | <u>1,410</u>     |
| Total Operating Expenses (see p. 4) | <u>\$ 85,297</u> |

|                                             |                     |
|---------------------------------------------|---------------------|
| 65 Tax Pro-Rata Operating Expenses (26.73%) | \$ (22,800)         |
| Direct Expenses - '65 Tax:                  |                     |
| Tax Free Shopping                           | (10)                |
| Legal Fees                                  | (1,102)             |
| Contract Audit                              | <u>(12,985)</u>     |
| Total Shared and Direct Expenses - '65 Tax  | (36,897)            |
| Net Revenues                                | <u>\$ 4,211,339</u> |

|                           |                     |
|---------------------------|---------------------|
| Distribution of Revenues: |                     |
| General Fund              | \$ 2,896,713        |
| Bond Sinking Fund         | 623,659             |
| Capital Projects Funds    | <u>690,967</u>      |
| Total Distributions       | <u>\$ 4,211,339</u> |

Lafayette Parish School System


**Budget Variance Schedule  
1965 (1%) Sales Tax**

|                   | A                          | B                               | (B - A)                  |                     |
|-------------------|----------------------------|---------------------------------|--------------------------|---------------------|
| 1965<br>SALES TAX | Budget<br>11/12            | Actual<br>Distribution<br>11/12 | Budget<br>Variance       | Variance<br>Percent |
| Jul               | \$ 4,689,776               | \$ 4,705,203                    | \$ 15,427                | 0.33%               |
| Aug               | 3,938,529                  | 4,211,339                       | 272,810                  | 6.93%               |
| Sep               | 3,898,136                  |                                 |                          |                     |
| Oct               | 4,227,688                  |                                 |                          |                     |
| Nov               | 3,905,752                  |                                 |                          |                     |
| Dec               | 4,097,277                  |                                 |                          |                     |
| Jan               | 5,177,247                  |                                 |                          |                     |
| Feb               | 3,763,011                  |                                 |                          |                     |
| Mar               | 3,543,917                  |                                 |                          |                     |
| Apr               | 4,276,623                  |                                 |                          |                     |
| May               | 4,043,753                  |                                 |                          |                     |
| Jun               | 4,167,620                  |                                 |                          |                     |
| <b>TOTAL</b>      | <u><u>\$49,729,329</u></u> | <u><u>\$ 8,916,542</u></u>      | <u><u>\$ 288,237</u></u> | <u><u>3.34%</u></u> |



# Sales Tax Receipts - 1965 Tax

\$6,000,000  
 \$5,000,000  
 \$4,000,000  
 \$3,000,000  
 \$2,000,000  
 \$1,000,000  
 \$-



07/08  
 08/09  
 09/10  
 10/11  
 11/12

|              | 07/08                | 08/09                | 09/10                | 10/11                | 11/12               |
|--------------|----------------------|----------------------|----------------------|----------------------|---------------------|
| Jul          | \$ 4,780,625         | \$ 4,912,401         | \$ 4,319,142         | \$ 4,720,794         | \$ 4,735,105        |
| Aug          | 4,329,965            | 4,530,761            | 3,927,910            | 3,968,864            | 4,245,714           |
| Sep          | 4,445,256            | 4,437,656            | 3,885,880            | 3,923,252            |                     |
| Oct          | 4,409,982            | 4,587,370            | 4,070,413            | 4,268,122            |                     |
| Nov          | 4,494,927            | 4,579,200            | 3,679,016            | 3,937,804            |                     |
| Dec          | 4,382,692            | 4,408,859            | 3,629,939            | 4,130,792            |                     |
| Jan          | 5,342,359            | 5,470,549            | 4,742,129            | 5,216,165            |                     |
| Feb          | 4,268,685            | 4,032,573            | 3,797,010            | 3,810,812            |                     |
| Mar          | 3,917,319            | 3,950,433            | 3,570,241            | 3,952,117            |                     |
| Apr          | 4,656,585            | 4,462,078            | 4,306,160            | 5,001,154            |                     |
| May          | 4,553,962            | 4,091,580            | 4,095,491            | 4,755,585            |                     |
| Jun          | 4,378,192            | 4,139,719            | 4,205,117            | 4,678,155            |                     |
| <b>Total</b> | <b>\$ 53,960,549</b> | <b>\$ 53,603,179</b> | <b>\$ 48,228,448</b> | <b>\$ 52,363,616</b> | <b>\$ 8,980,819</b> |

Lafayette Parish School System

**Statement of Revenue & Expenses, August 2011**  
**Lafayette Parish School System 1988 Tax**

|                                              | <u>1988 Tax</u>     |
|----------------------------------------------|---------------------|
| Sales Tax Revenues '88 Tax - Cash Received   | \$ 1,807,905        |
| Interest Income (pro-rata share, see page 4) | <u>1,074</u>        |
| Total Revenues                               | \$ 1,808,979        |
| Operating Expenses:                          |                     |
| Bank Charges                                 | \$ 2,614            |
| Computer Services                            | 5,374               |
| Equipment Leasing                            | 149                 |
| Group Insurance                              | 5,085               |
| Dues & Publications                          | 275                 |
| Office Space, etc.                           | 3,884               |
| Office Supplies, Expense                     | 343                 |
| Postage, Printing                            | 6,520               |
| Annual Audit Fee                             | -                   |
| Retirement                                   | 12,140              |
| Salaries                                     | 47,172              |
| Telephone                                    | 331                 |
| Travel                                       | 1,410               |
| Total Operating Expenses (see p. 4)          | <u>\$ 85,297</u>    |
| 88 Tax Pro-Rata Operating Expenses (11.38%)  | \$ (9,707)          |
| Direct Expenses - '88 Tax:                   |                     |
| Tax Free Shopping                            | (5)                 |
| Legal Fees                                   | (551)               |
| Contract Audit                               | <u>(6,493)</u>      |
| Total Shared and Direct Expenses - '88 Tax   | (16,756)            |
| Net Revenues                                 | <u>\$ 1,792,223</u> |

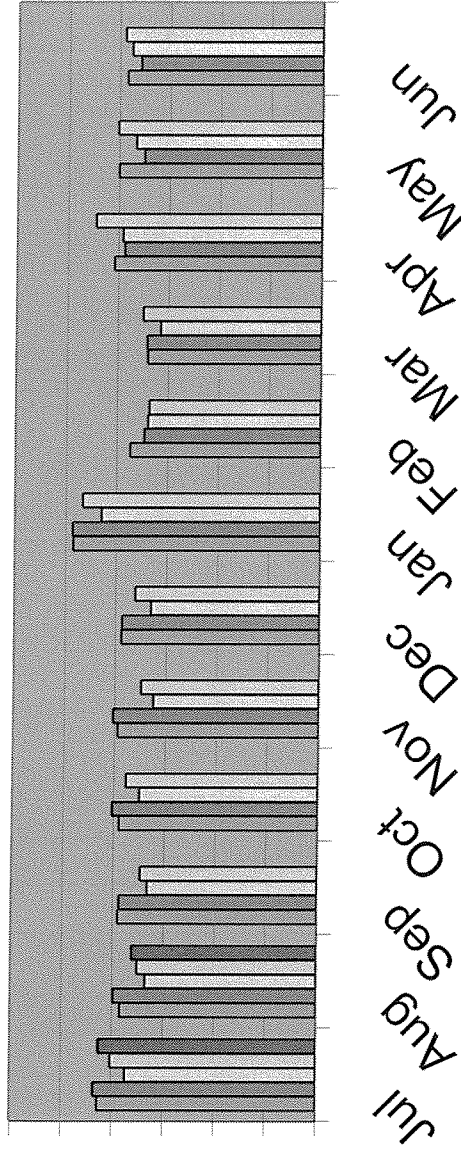
Lafayette Parish School System

**Budget Variance Schedule  
1988 (1/2%) Sales Tax**

|              | A                   | B                   | (B - A)           |              |
|--------------|---------------------|---------------------|-------------------|--------------|
| 1988         | Budget              | Actual              | Budget            | Variance     |
| SALES TAX    | 11/12               | Distribution        | Variance          | Percent      |
|              |                     | 11/12               |                   |              |
| Jul          | \$ 1,999,283        | \$ 2,118,653        | \$ 119,370        | 5.97%        |
| Aug          | 1,741,831           | 1,792,223           | 50,392            | 2.89%        |
| Sep          | 1,720,247           |                     |                   |              |
| Oct          | 1,861,211           |                     |                   |              |
| Nov          | 1,726,218           |                     |                   |              |
| Dec          | 1,789,535           |                     |                   |              |
| Jan          | 2,314,448           |                     |                   |              |
| Feb          | 1,678,082           |                     |                   |              |
| Mar          | 1,563,732           |                     |                   |              |
| Apr          | 1,943,600           |                     |                   |              |
| May          | 1,806,518           |                     |                   |              |
| Jun          | 1,858,927           |                     |                   |              |
| <b>TOTAL</b> | <u>\$22,003,632</u> | <u>\$ 3,910,876</u> | <u>\$ 169,762</u> | <u>4.54%</u> |

# Sales Tax Receipts - 1988 Tax

\$3,000,000  
 \$2,500,000  
 \$2,000,000  
 \$1,500,000  
 \$1,000,000  
 \$500,000  
 \$-



07/08  
 08/09  
 09/10  
 10/11  
 11/12

|              | 07/08                | 08/09                | 09/10                | 10/11                | 11/12               |
|--------------|----------------------|----------------------|----------------------|----------------------|---------------------|
| Jul          | \$ 2,138,388         | \$ 2,180,186         | \$ 1,868,502         | \$ 2,013,375         | \$ 2,132,744        |
| Aug          | 1,923,434            | 1,991,726            | 1,676,602            | 1,755,952            | 1,807,905           |
| Sep          | 1,950,530            | 1,942,168            | 1,663,043            | 1,731,706            |                     |
| Oct          | 1,948,332            | 2,017,413            | 1,749,943            | 1,880,225            |                     |
| Nov          | 1,969,706            | 2,017,888            | 1,623,434            | 1,741,141            |                     |
| Dec          | 1,939,640            | 1,934,934            | 1,652,413            | 1,805,132            |                     |
| Jan          | 2,422,550            | 2,430,373            | 2,144,966            | 2,332,923            |                     |
| Feb          | 1,869,889            | 1,730,015            | 1,694,237            | 1,682,453            |                     |
| Mar          | 1,702,015            | 1,706,492            | 1,575,967            | 1,749,073            |                     |
| Apr          | 2,039,241            | 1,936,941            | 1,957,735            | 2,223,618            |                     |
| May          | 2,001,765            | 1,749,180            | 1,829,698            | 2,010,468            |                     |
| Jun          | 1,923,561            | 1,787,472            | 1,876,463            | 1,943,960            |                     |
| <b>Total</b> | <b>\$ 23,829,051</b> | <b>\$ 23,424,788</b> | <b>\$ 21,313,003</b> | <b>\$ 22,870,026</b> | <b>\$ 3,940,649</b> |

Lafayette Parish School System

**Statement of Revenue & Expenses, August 2011**  
**Lafayette Parish School System 2002 Tax**

|                                              | <u>2002 Tax</u>     |
|----------------------------------------------|---------------------|
| Sales Tax Revenues '02 Tax - Cash Received   | \$ 1,807,905        |
| Interest Income (pro-rata share, see page 4) | <u>1,074</u>        |
| Total Revenues                               | \$ 1,808,979        |
| Operating Expenses:                          |                     |
| Bank Charges                                 | \$ 2,614            |
| Computer Services                            | 5,374               |
| Equipment Leasing                            | 149                 |
| Group Insurance                              | 5,085               |
| Dues & Publications                          | 275                 |
| Office Space, etc.                           | 3,884               |
| Office Supplies, Expense                     | 343                 |
| Postage, Printing                            | 6,520               |
| Annual Audit Fee                             | -                   |
| Retirement                                   | 12,140              |
| Salaries                                     | 47,172              |
| Telephone                                    | 331                 |
| Travel                                       | 1,410               |
| Total Operating Expenses (see p. 4)          | <u>\$ 85,297</u>    |
| 02 Tax Pro-Rata Operating Expenses (11.38%)  | \$ (9,707)          |
| Direct Expenses - '02 Tax:                   |                     |
| Tax Free Shopping                            | (5)                 |
| Legal Fees                                   | (551)               |
| Contract Audit                               | <u>(6,493)</u>      |
| Total Shared and Direct Expenses - '02 Tax   | (16,756)            |
| Net Revenues                                 | <u>\$ 1,792,223</u> |


Lafayette Parish School System

**Budget Variance Schedule  
2002 (1/2%) Sales Tax**

|                   | A                   | B                               | (B - A)            |                     |
|-------------------|---------------------|---------------------------------|--------------------|---------------------|
| 2002<br>SALES TAX | Budget<br>11/12     | Actual<br>Distribution<br>11/12 | Budget<br>Variance | Variance<br>Percent |
| Jul               | \$ 1,999,103        | \$ 2,118,653                    | \$ 119,550         | 5.98%               |
| Aug               | 1,741,688           | 1,792,223                       | 50,535             | 2.90%               |
| Sep               | 1,720,075           |                                 |                    |                     |
| Oct               | 1,861,097           |                                 |                    |                     |
| Nov               | 1,726,104           |                                 |                    |                     |
| Dec               | 1,789,399           |                                 |                    |                     |
| Jan               | 2,314,276           |                                 |                    |                     |
| Feb               | 1,571,172           |                                 |                    |                     |
| Mar               | 1,563,732           |                                 |                    |                     |
| Apr               | 1,943,600           |                                 |                    |                     |
| May               | 1,806,432           |                                 |                    |                     |
| Jun               | 1,858,927           |                                 |                    |                     |
| <b>TOTAL</b>      | <u>\$21,895,605</u> | <u>\$ 3,910,876</u>             | <u>170,085</u>     | <u>4.55%</u>        |

## Sales Tax Receipts - 2002 Tax

\$3,000,000  
 \$2,500,000  
 \$2,000,000  
 \$1,500,000  
 \$1,000,000  
 \$500,000  
 \$-



■ 07/08  
 ■ 08/09  
 ■ 09/10  
 ■ 10/11  
 ■ 11/12

|              | 07/08                | 08/09                | 09/10                | 10/11                | 11/12               |
|--------------|----------------------|----------------------|----------------------|----------------------|---------------------|
| Jul          | \$ 2,137,826         | \$ 2,180,105         | \$ 1,868,317         | \$ 1,999,103         | \$ 2,132,744        |
| Aug          | 1,860,468            | 1,991,403            | 1,676,526            | 1,755,809            | 1,807,905           |
| Sep          | 1,967,404            | 1,942,026            | 1,662,734            | 1,731,534            |                     |
| Oct          | 1,948,331            | 2,017,207            | 1,749,978            | 1,880,110            |                     |
| Nov          | 1,968,712            | 2,015,065            | 1,623,412            | 1,741,027            |                     |
| Dec          | 1,926,826            | 1,934,754            | 1,652,336            | 1,804,989            |                     |
| Jan          | 2,421,547            | 2,430,227            | 2,144,919            | 2,332,752            |                     |
| Feb          | 1,868,877            | 1,729,851            | 1,586,876            | 1,682,282            |                     |
| Mar          | 1,701,806            | 1,706,380            | 1,575,967            | 1,748,901            |                     |
| Apr          | 2,038,816            | 1,936,461            | 1,957,735            | 2,217,626            |                     |
| May          | 1,999,475            | 1,749,034            | 1,829,612            | 2,010,468            |                     |
| Jun          | 1,923,517            | 1,760,918            | 1,876,463            | 1,943,960            |                     |
| <b>Total</b> | <b>\$ 23,763,605</b> | <b>\$ 23,393,431</b> | <b>\$ 21,204,875</b> | <b>\$ 22,848,561</b> | <b>\$ 3,940,649</b> |