

Sales Tax Collection Report
For The Month Ending 12/31/09
November 2009 Sales

Report Prepared By The Sales Tax Department

Lafayette Parish School System

**Sales Tax Report
Table of Contents**

Page 3 Sales Tax Recap of Gross Receipts Collected During December 2009 for all Jurisdictions

Page 4 Schedule of Pro-Rata Expenses & Interest Income, December 2009
Schedule of Increase/Decrease in Cash Received, December 2009

Page 5 Revenue Distribution Recap

Page 6 Budget Variance Schedule Recap, December 2009

School Board 1965 Sales Tax (1%):

Page 7 Statement of Revenue and Expenses, December 2009 - Distribution of Revenues

Page 8 General Fund Revenues Compared to Budget

Page 9 Graph of Gross Receipts (Fiscal Years 05/06 thru 09/10)

School Board 1988 Sales Tax (1/2%):

Page 10 Statement of Revenue and Expenses, December 2009

Page 11 General Fund Revenues Compared to Budget

Page 12 Graph of Gross Receipts (Fiscal Years 05/06 thru 09/10)

School Board 2002 Sales Tax (1/2%):

Page 13 Statement of Revenue and Expenses, December 2009

Page 14 General Fund Revenues Compared to Budget

Page 15 Graph of Gross Receipts (Fiscal Years 05/06 thru 09/10)

Lafayette Parish School System

Sales Tax Recap For The Month Ending December 31, 2009

Note: This schedule represents taxes collected in December 2009 on November 2009 sales.

| Tax | Tax Rate | Taxable Sales | Current Sales Tax | Food & Drug | | Vendors Comp. | Penalty & Interest | Audits | Total | | Pro-Rata Percent |
|---------------------|----------|----------------|-------------------|-------------|-----------|---------------|--------------------|---------------|---------------|---------|------------------|
| | | | | Exempt Tax | Tax | | | | Cash Received | Percent | |
| Sch Board '65 | 1 % | \$ 349,744,378 | \$ 3,497,444 | \$ - | \$ 0 | \$ 0 | \$ 40,341 | \$ 92,154 | \$ 3,629,939 | 25.25% | |
| Sch Board '88 | 1/2 % | 317,283,762 | 1,586,419 | 260,635 | 0 | 0 | 19,917 | 46,077 | 1,652,413 | 11.49% | |
| Sch Board '02 | 1/2 % | 317,283,800 | 1,586,419 | 260,635 | 0 | 0 | 19,840 | 46,077 | 1,652,336 | 11.49% | |
| Parish Gov. | 1 % | 33,880,542 | 338,805 | | 3,388 | 3,390 | 10,080 | | 352,275 | 2.45% | |
| Sheriff, Laf Parish | 1 % | 33,886,700 | 338,867 | | 3,389 | 3,328 | 10,080 | | 352,275 | 2.45% | |
| Lafayette '61 | 1 % | 279,677,300 | 2,796,773 | | 27,968 | 12,261 | 33,506 | | 2,842,540 | 19.77% | |
| Lafayette '85 | 1 % | 236,238,100 | 2,362,381 | 434,392 | 23,624 | 12,352 | 33,506 | | 2,408,239 | 16.75% | |
| Lafayette TIF Zones | 1 % | 6,731,700 | 67,317 | | - | 7 | - | | 67,324 | 0.47% | |
| Broussard | 2 % | 26,740,226 | 534,805 | | 2,674 | 45,620 | 93,632 | | 674,056 | 4.68% | |
| Carencro | 2 % | 8,222,145 | 164,443 | | 1,644 | 1,943 | - | | 166,386 | 1.16% | |
| Carencro TIF Zone | 1 % | 1,795,200 | 35,904 | | | 3 | - | | 35,907 | 0.25% | |
| Duson | 1 % | 3,492,100 | 34,921 | | 349 | - | - | | 34,921 | 0.24% | |
| Scott | 2 % | 9,807,500 | 196,150 | | 1,962 | 628 | 1,934 | | 198,712 | 1.38% | |
| Scott TIF Zones | 1 % | 1,873,500 | 18,735 | | 187 | - | - | | 18,735 | 0.13% | |
| Youngsville | 2 1/2 % | 6,670,360 | 166,759 | | 0 | 338 | 2,034 | | 169,131 | 1.18% | |
| Total Sales Tax | | | 13,726,141 | 955,662 | 65,185 | 159,968 | 369,079 | | 14,255,189 | | |
| Hotel/Motel Tax | 4 % | 3,101,100 | 124,044 | | | - | - | | 124,044 | 0.86% | |
| TOTAL | | | \$ 13,850,185 | \$ 955,662 | \$ 65,185 | \$ 159,968 | \$ 369,079 | \$ 14,379,233 | 100.00% | | |

Lafayette Parish School System

Schedule of Pro-Rata Expenses & Interest Income, December 2009

| Tax: | Pro-Rata Percent | Pro-Rata Share of Expense | Pro-Rata Share of Interest Inc. |
|---------------------|---------------------|------------------------------|------------------------------------|
| Sch.Bd. '65 | 25.25% | \$ 15,932 | \$ 1,852 |
| Sch.Bd. '88 | 11.49% | 7,250 | 843 |
| Sch.Bd. '02 | 11.49% | 7,250 | 843 |
| Parish | 2.45% | 1,546 | 180 |
| Sheriff, Laf Parish | 2.45% | 1,546 | 180 |
| Laf '61 | 19.77% | 12,474 | 1,450 |
| Laf '85 | 16.75% | 10,569 | 1,229 |
| Laf EDD - 101 | 0.21% | 133 | 15 |
| Laf EDD - 103 | 0.26% | 164 | 19 |
| Broussard | 4.68% | 2,953 | 342 |
| Carencro | 1.16% | 730 | 85 |
| Carencro I-49 EDD | 0.25% | 158 | 18 |
| Duson | 0.24% | 151 | 18 |
| Scott | 1.38% | 871 | 101 |
| Scott EDD - AP | 0.13% | 82 | 10 |
| Youngsville | 1.18% | 745 | 87 |
| Hotel/Motel | 0.86% | 543 | 63 |
| Total | 100.00% | \$ 63,097 (Note 1) | \$ 7,335 |

Note 1: The detail of these expenses by cost category is listed on pages 7, 11, and 14.

Note 2: The cost of operation (operating expenses divided by cash received) is 0.5%.

Schedule of Increase/Decrease in Cash Received, December 2009

| Tax: | December 2009 Cash Received Compared to December 2008 | | YTD Cash Received Compared to Prior YTD | |
|---------------------|--|---------------|--|---------------|
| Sch.Bd. '65 | \$ (778,920) | -17.7% | \$ (3,943,947) | -14.4% |
| Sch.Bd. '88 | (282,522) | -14.6% | (1,850,379) | -15.3% |
| Sch.Bd. '02 | (282,418) | -14.6% | (1,847,258) | -15.3% |
| Parish | (164,562) | -31.8% | (865,906) | -25.6% |
| Sheriff, Laf Parish | (164,556) | -31.8% | (860,526) | -25.5% |
| Laf '61 | (297,544) | -9.5% | (1,789,295) | -9.4% |
| Laf '85 | (341,788) | -12.4% | (1,863,294) | -11.2% |
| Laf EDD - 101 | 18,966 | 179.0% | 15,989 | 21.9% |
| Laf EDD - 103 | (9,405) | -20.0% | 49,754 | 25.7% |
| Broussard | (150,121) | -18.2% | (1,322,618) | -25.0% |
| Carencro | 7,480 | 4.7% | (193,468) | -16.2% |
| Carencro I-49 EDD | 35,907 | 100.0% | 70,835 | 100.0% |
| Duson | (684) | -1.9% | (8,593) | -3.6% |
| Scott | (41,542) | -17.3% | (189,298) | -12.5% |
| Scott EDD - AP | (1,056) | -0.4% | 8,188 | 32.6% |
| Youngsville | 11,761 | 7.5% | (133,744) | -10.3% |
| Hotel/Motel | (103,331) | -45.5% | (528,745) | -31.4% |
| Total | \$ (2,544,335) | -15.0% | \$(15,252,305) | -14.4% |

L.P.S.B. - SALES TAX DIVISION
 REVENUE DISTRIBUTION RECAP - December 31, 2009

| Tax | Pro-Rata Expenses | Pro-Rata Interest | Legal | Audit | Tax Free Shopping | Gross Revenues | Net Revenues Distributed |
|-------------------|---------------------|--------------------|-----------------------|---------------------|-------------------|-------------------------|--------------------------|
| LPSB '65 | \$ 15,932.06 | \$ 1,852.18 | \$ (21,178.71) | \$ 15,216.25 | \$ 64.72 | \$ 3,629,938.78 | \$ 3,621,756.64 |
| LPSB '88 | 7,249.87 | 842.83 | (10,589.37) | 7,604.44 | 32.37 | 1,652,412.81 | 1,648,958.33 |
| LPSB '02 | 7,249.87 | 842.83 | (10,589.37) | 7,604.44 | 32.37 | 1,652,335.82 | 1,648,881.34 |
| Parish | 1,545.88 | 179.72 | | 5,320.03 | | 352,275.03 | 352,454.75 |
| Sheriff | 1,545.88 | 179.72 | | 5,320.03 | | 352,275.02 | 345,588.83 |
| Lafayette '61 | 12,474.32 | 1,450.20 | - | 9,885.09 | 64.74 | 2,842,539.52 | 2,843,989.72 |
| Lafayette '85 | 10,568.79 | 1,228.67 | - | 9,885.09 | 64.74 | 2,408,239.16 | 2,409,467.83 |
| LAF EDD - 101 | 132.50 | 15.40 | | | | 29,578.58 | 29,593.98 |
| LAF EDD - 103 | 164.05 | 19.07 | | | | 37,746.87 | 37,765.94 |
| Broussard | 1,476.48 | 171.65 | | | | 337,028.06 | 335,723.23 |
| Broussard '92 | 1,476.48 | 171.65 | | | | 337,028.04 | 335,723.21 |
| Carencro | 365.96 | 42.55 | | | | 83,192.95 | 82,869.54 |
| Carencro '93 | 365.96 | 42.55 | | | | 83,192.95 | 82,869.54 |
| Carencro I-49 EDD | 157.74 | 18.34 | | | | 35,907.43 | 35,768.03 |
| Duson | 151.43 | 17.60 | | | | 34,920.97 | 34,787.14 |
| Scott | 870.74 | 101.23 | | | | 198,711.86 | 197,942.35 |
| Youngsville | 744.55 | 86.56 | | | | 169,130.63 | 168,472.64 |
| Hotel / Motel | 542.64 | 63.08 | | | | 124,043.88 | 123,564.32 |
| Totals | \$ 63,097.23 | \$ 7,335.37 | \$ (42,357.45) | \$ 60,835.37 | \$ 258.94 | \$ 14,379,233.49 | \$ 14,354,840.00 |

Expenses Due from City of Lafayette 43,239.32
 Expenses Due from Parish Government 6,865.91

Net Revenues Distributed \$ 14,304,734.77

Lafayette Parish School System

Budget Variance Recap

Actual Distributions Compared to Budget

FY 2009 - 2010

| Fund | Original | A | B | (B - A) |
|-------------------------------|----------------------|-----------------------------------|-------------------------|-----------------------|
| | Budget FY 09/10 | Budget Revision #1 FY 09/10 | Actual Distributions | Budget Variance |
| General Fund - 1965 Tax | \$ 17,578,478 | \$ 16,805,570 | \$ 16,120,293 | \$ (685,277) |
| Bond Sinking Fund | 3,756,657 | 3,756,657 | 3,756,657 | - |
| Capital Improvement Fund | 1,992,127 | 1,940,769 | 1,768,252 | (172,517) |
| Self Funded Construction Fund | 1,909,398 | 1,858,041 | 1,685,524 | (172,517) |
| Total 1965 Tax | \$ 25,236,659 | \$ 24,361,037 | \$ 23,330,726 | \$ (1,030,310) |
| 1988 Tax (Dedicated) | 11,057,324 | 10,265,527 | 10,150,009 | (115,518) |
| Grand Total | \$ 36,293,983 | \$ 34,626,564 | \$ 33,480,735 | \$ (1,145,828) |
| 2002 Tax (Dedicated) | \$ 11,271,685 | \$ 11,039,334 | \$ 10,149,376 | \$ (889,958) |

Notes: (1) Columns A & B above represent six months.

Lafayette Parish School System

Statement of Revenue & Expenses, December 2009
Lafayette Parish School System 1965 Tax

| | |
|--|-----------------|
| | <u>1965 Tax</u> |
| Sales Tax Revenues '65 Tax - Cash Received | \$ 3,629,939 |
| Interest Income (pro-rata share, see page 4) | <u>1,852</u> |
| Total Revenues | \$ 3,631,791 |

| | |
|-------------------------------------|------------------|
| Operating Expenses: | |
| Bank Charges | \$ 2,758 |
| Computer Services | 1,049 |
| Equipment Leasing | 139 |
| Group Insurance | 5,051 |
| Dues & Publications | 403 |
| Office Space, etc. | 2,526 |
| Office Supplies, Expense | 623 |
| Postage, Printing | 2,504 |
| Repairs | - |
| Retirement | 1,565 |
| Salaries | 45,089 |
| Telephone | 373 |
| Travel | 1,017 |
| Total Operating Expenses (see p. 4) | <u>\$ 63,097</u> |

| | |
|---|---------------------|
| 65 Tax Pro-Rata Operating Expenses (25.25%) | \$ (15,932) |
| Direct Expenses - '65 Tax: | |
| Tax Free Shopping | (65) |
| Legal Fees | 21,179 |
| Contract Audit | <u>(15,216)</u> |
| Total Shared and Direct Expenses - '65 Tax | <u>(10,034)</u> |
| Net Revenues | <u>\$ 3,621,757</u> |

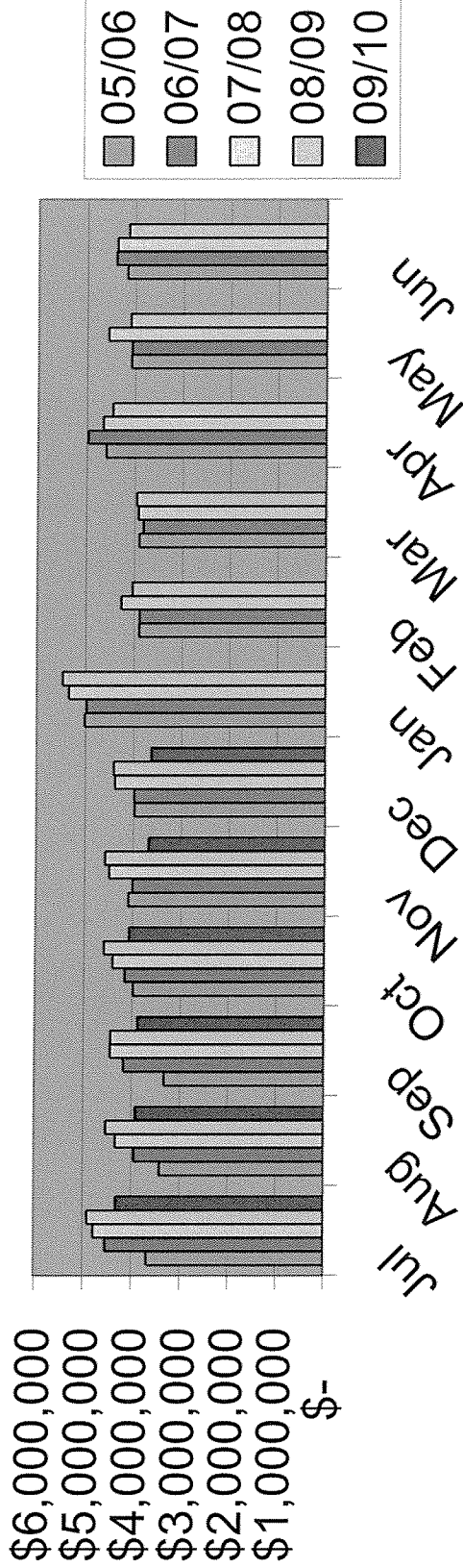
| | |
|---------------------------|---------------------|
| Distribution of Revenues: | |
| General Fund | \$ 2,476,195 |
| Bond Sinking Fund | 626,110 |
| Capital Projects Funds | <u>519,452</u> |
| Total Distributions | <u>\$ 3,621,757</u> |

Lafayette Parish School System

**Budget Variance Schedule
1965 (1%) Sales Tax**

| 1965 | Actual | Original | A | B | (B - A) | |
|--------------|---------------------|---------------------|---------------------|---------------------|-----------------------|---------------|
| SALES TAX | 08/09 | Budget | Budget | Actual | Budget | Variance |
| | | 09/10 | Revision #1 | Distribution | Variance | Percent |
| | | | 09/10 | 09/10 | | |
| Jul | \$ 4,867,341 | \$ 4,417,192 | \$ 4,295,096 | \$ 4,295,096 | \$ - | 0.00% |
| Aug | 4,505,599 | 4,100,095 | 3,879,808 | 3,879,808 | - | 0.00% |
| Sep | 4,415,006 | 4,017,655 | 3,897,855 | 3,859,696 | (38,159) | -0.98% |
| Oct | 4,560,886 | 4,241,624 | 4,121,825 | 4,032,301 | (89,524) | -2.17% |
| Nov | 4,546,765 | 4,228,491 | 4,108,691 | 3,642,069 | (466,622) | -11.36% |
| Dec | 4,374,410 | 4,177,562 | 4,057,762 | 3,621,757 | (436,005) | -10.74% |
| Jan | 5,432,724 | 5,215,415 | 5,095,615 | | | |
| Feb | 4,006,372 | 3,886,181 | 3,766,381 | | | |
| Mar | 3,924,144 | 3,845,661 | 3,725,861 | | | |
| Apr | 4,432,451 | 4,343,802 | 4,224,002 | | | |
| May | 4,063,113 | 3,981,851 | 3,862,051 | | | |
| Jun | 4,099,428 | 4,017,439 | 3,897,639 | | | |
| TOTAL | \$53,228,239 | \$50,472,968 | \$48,932,586 | \$23,330,727 | \$ (1,030,310) | -4.23% |

Sales Tax Receipts - 1965 Tax



| | 05/06 | 06/07 | 07/08 | 08/09 | 09/10 |
|-------|---------------|---------------|---------------|---------------|---------------|
| Jul | \$ 3,680,015 | \$ 4,535,997 | \$ 4,780,625 | \$ 4,912,401 | \$ 4,319,142 |
| Aug | 3,416,970 | 3,949,456 | 4,329,965 | 4,530,761 | 3,927,910 |
| Sep | 3,324,920 | 4,169,952 | 4,445,256 | 4,437,656 | 3,885,880 |
| Oct | 3,980,240 | 4,153,618 | 4,409,982 | 4,587,370 | 4,070,413 |
| Nov | 4,090,404 | 4,007,908 | 4,494,927 | 4,579,200 | 3,679,016 |
| Dec | 3,973,635 | 3,985,926 | 4,382,692 | 4,408,859 | 3,629,939 |
| Jan | 5,015,203 | 4,980,156 | 5,342,359 | 5,470,549 | |
| Feb | 3,891,815 | 3,886,506 | 4,268,685 | 4,032,573 | |
| Mar | 3,901,875 | 3,818,397 | 3,917,319 | 3,950,433 | |
| Apr | 4,597,826 | 4,972,769 | 4,656,585 | 4,462,078 | |
| May | 4,077,501 | 4,066,617 | 4,553,962 | 4,091,580 | |
| Jun | 4,170,505 | 4,392,857 | 4,378,192 | 4,139,719 | |
| Total | \$ 33,398,504 | \$ 33,957,007 | \$ 35,879,468 | \$ 53,603,179 | \$ 23,512,300 |

Lafayette Parish School System

Statement of Revenue & Expenses, December 2009
Lafayette Parish School System 1988 Tax

| | <u>1988 Tax</u> |
|--|----------------------------|
| Sales Tax Revenues '88 Tax - Cash Received | \$ 1,652,413 |
| Interest Income (pro-rata share, see page 4) | <u>843</u> |
| Total Revenues | \$ 1,653,256 |
| Operating Expenses: | |
| Bank Charges | \$ 2,758 |
| Computer Services | 1,049 |
| Equipment Leasing | 139 |
| Group Insurance | 5,051 |
| Dues & Publications | 403 |
| Office Space, etc. | 2,526 |
| Office Supplies, Expense | 623 |
| Postage, Printing | 2,504 |
| Repairs | - |
| Retirement | 1,565 |
| Salaries | 45,089 |
| Telephone | 373 |
| Travel | 1,017 |
| Total Operating Expenses (see p. 4) | <u>\$ 63,097</u> |
| 88 Tax Pro-Rata Operating Expenses (11.49%) | \$ (7,250) |
| Direct Expenses - '88 Tax: | |
| Tax Free Shopping | (32) |
| Legal Fees | 10,589 |
| Contract Audit | <u>(7,605)</u> |
| Total Shared and Direct Expenses - '88 Tax | (4,298) |
| Net Revenues | <u><u>\$ 1,648,958</u></u> |


Lafayette Parish School System

**Budget Variance Schedule
1988 (1/2%) Sales Tax**

| 1988 SALES TAX | Actual 08/09 | Original Budget 09/10 | A | B | (B - A) | |
|-------------------|---------------------|-----------------------------|--------------------------------|---------------------------------|---------------------|---------------------|
| | | | Budget Revision #1 09/10 | Actual Distribution 09/10 | Budget Variance | Variance Percent |
| Jul | \$ 2,158,481 | \$ 1,985,225 | \$ 1,857,558 | \$ 1,857,558 | \$ - | 0.00% |
| Aug | 1,980,040 | 1,821,637 | 1,653,900 | 1,653,900 | - | 0.00% |
| Sep | 1,931,753 | 1,777,213 | 1,629,513 | 1,651,263 | 21,750 | 1.22% |
| Oct | 2,005,151 | 1,868,800 | 1,721,100 | 1,732,228 | 11,128 | 0.60% |
| Nov | 2,002,686 | 1,866,503 | 1,718,803 | 1,606,102 | (112,701) | -6.04% |
| Dec | 1,918,694 | 1,832,353 | 1,684,653 | 1,648,958 | (35,695) | -1.95% |
| Jan | 2,412,435 | 2,315,938 | 2,168,238 | | | |
| Feb | 1,718,189 | 1,666,643 | 1,518,943 | | | |
| Mar | 1,694,536 | 1,660,645 | 1,512,945 | | | |
| Apr | 1,923,262 | 1,884,797 | 1,737,097 | | | |
| May | 1,736,403 | 1,701,675 | 1,553,975 | | | |
| Jun | 1,768,592 | 1,733,220 | 1,585,520 | | | |
| TOTAL | \$23,250,221 | \$22,114,648 | \$20,342,244 | \$10,150,009 | \$ (115,518) | -1.13% |

Sales Tax Receipts - 1988 Tax

\$3,000,000
 \$2,500,000
 \$2,000,000
 \$1,500,000
 \$1,000,000
 \$500,000
 \$-



05/06
 06/07
 07/08
 08/09
 09/10

| | 05/06 | 06/07 | 07/08 | 08/09 | 09/10 |
|--------------|----------------------|----------------------|----------------------|----------------------|----------------------|
| Jul | \$ 1,640,303 | \$ 2,038,848 | \$ 2,138,388 | \$ 2,180,186 | \$ 1,868,502 |
| Aug | 1,502,398 | 1,747,630 | 1,923,434 | 1,991,726 | 1,676,602 |
| Sep | 1,495,225 | 1,854,598 | 1,950,530 | 1,942,168 | 1,663,043 |
| Oct | 1,741,973 | 1,840,090 | 1,948,332 | 2,017,413 | 1,749,943 |
| Nov | 1,824,128 | 1,763,674 | 1,969,706 | 2,017,888 | 1,623,434 |
| Dec | 1,772,892 | 1,765,437 | 1,939,640 | 1,934,934 | 1,652,413 |
| Jan | 2,243,955 | 2,229,177 | 2,422,550 | 2,430,373 | |
| Feb | 1,712,786 | 1,702,579 | 1,869,889 | 1,730,015 | |
| Mar | 1,738,251 | 1,676,124 | 1,702,015 | 1,706,492 | |
| Apr | 2,057,555 | 2,223,607 | 2,039,241 | 1,936,941 | |
| May | 1,807,570 | 1,791,513 | 2,001,765 | 1,749,180 | |
| Jun | 1,858,692 | 1,945,501 | 1,923,561 | 1,787,472 | |
| Total | \$ 33,398,504 | \$ 33,957,007 | \$ 35,879,468 | \$ 23,424,788 | \$ 10,233,937 |

Lafayette Parish School System

Statement of Revenue & Expenses, December 2009
Lafayette Parish School System 2002 Tax


| | <u>2002 Tax</u> |
|--|---------------------|
| Sales Tax Revenues '02 Tax - Cash Received | \$ 1,652,336 |
| Interest Income (pro-rata share, see page 4) | <u>843</u> |
| Total Revenues | \$ 1,653,179 |
| Operating Expenses: | |
| Bank Charges | \$ 2,758 |
| Computer Services | 1,049 |
| Equipment Leasing | 139 |
| Group Insurance | 5,051 |
| Dues & Publications | 403 |
| Office Space, etc. | 2,526 |
| Office Supplies, Expense | 623 |
| Postage, Printing | 2,504 |
| Repairs | - |
| Retirement | 1,565 |
| Salaries | 45,089 |
| Telephone | 373 |
| Travel | 1,017 |
| Total Operating Expenses (see p. 4) | <u>\$ 63,097</u> |
| 02 Tax Pro-Rata Operating Expenses (11.49%) | \$ (7,250) |
| Direct Expenses - '02 Tax: | |
| Tax Free Shopping | (32) |
| Legal Fees | 10,589 |
| Contract Audit | <u>(7,605)</u> |
| Total Shared and Direct Expenses - '02 Tax | (4,298) |
| Net Revenues | <u>\$ 1,648,881</u> |

Lafayette Parish School System

**Budget Variance Schedule
2002 (1/2%) Sales Tax**

| 2002 | Actual | Original | A | B | (C - B) | |
|--------------|----------------------------|----------------------------|----------------------------|----------------------------|-------------------------|----------------------|
| SALES TAX | 08/09 | Budget | Budget | Actual | Budget | Variance |
| | | 09/10 | Revision #1 | Distribution | Variance | Percent |
| | | | 09/10 | 09/10 | | |
| Jul | \$ 2,158,399 | \$ 2,029,268 | \$ 1,857,373 | \$ 1,857,373 | \$ - | 0.00% |
| Aug | 1,979,717 | 1,860,934 | 1,653,824 | 1,653,824 | - | 0.00% |
| Sep | 1,931,611 | 1,815,714 | 1,815,714 | 1,650,954 | (164,760) | -9.07% |
| Oct | 2,004,952 | 1,914,729 | 1,914,729 | 1,732,263 | (182,466) | -9.53% |
| Nov | 1,999,870 | 1,909,876 | 1,909,876 | 1,606,081 | (303,795) | -15.91% |
| Dec | 1,918,514 | 1,887,818 | 1,887,818 | 1,648,881 | (238,937) | -12.66% |
| Jan | 2,412,289 | 2,364,043 | 2,364,043 | | | |
| Feb | 1,718,025 | 1,700,845 | 1,700,845 | | | |
| Mar | 1,694,424 | 1,685,952 | 1,685,952 | | | |
| Apr | 1,922,782 | 1,913,168 | 1,913,168 | | | |
| May | 1,736,256 | 1,727,575 | 1,727,575 | | | |
| Jun | 1,742,158 | 1,733,447 | 1,733,447 | | | |
| TOTAL | <u>\$23,218,997</u> | <u>\$22,543,369</u> | <u>\$22,164,364</u> | <u>\$10,149,376</u> | <u>(889,958)</u> | <u>-8.06%</u> |

Sales Tax Receipts - 2002 Tax



| | 05/06 | 06/07 | 07/08 | 08/09 | 09/10 |
|--------------|----------------------|----------------------|----------------------|----------------------|----------------------|
| Jul | \$ 1,614,512 | \$ 2,030,742 | \$ 2,137,826 | \$ 2,180,105 | \$ 1,868,317 |
| Aug | 1,502,107 | 1,747,498 | 1,860,468 | 1,991,403 | 1,676,526 |
| Sep | 1,494,432 | 1,854,318 | 1,967,404 | 1,942,026 | 1,662,734 |
| Oct | 1,741,415 | 1,822,636 | 1,948,331 | 2,017,207 | 1,749,978 |
| Nov | 1,784,378 | 1,762,672 | 1,968,712 | 2,015,065 | 1,623,412 |
| Dec | 1,751,274 | 1,766,734 | 1,926,826 | 1,934,754 | 1,652,336 |
| Jan | 2,219,277 | 2,202,361 | 2,421,547 | 2,430,227 | |
| Feb | 1,711,051 | 1,702,173 | 1,868,877 | 1,729,851 | |
| Mar | 1,732,875 | 1,675,432 | 1,701,806 | 1,706,380 | |
| Apr | 2,057,513 | 2,214,772 | 2,038,816 | 1,936,461 | |
| May | 1,805,371 | 1,791,239 | 1,999,475 | 1,749,034 | |
| Jun | 1,852,939 | 1,944,307 | 1,923,517 | 1,760,918 | |
| Total | \$ 21,267,144 | \$ 22,514,884 | \$ 23,763,605 | \$ 23,393,431 | \$ 10,233,303 |