



MATH NEWS



LAFAYETTE
PARISH SCHOOL SYSTEM

Grade 1, Module 2, Topic A

Fall 2014

1st Grade Math


Module 2: Introduction to Place Value Through Addition and Subtraction Within 20

Math Parent Letter

This document is created to give parents and students a better understanding of the math concepts found in Eureka Math (© 2013 Common Core, Inc.) that is also posted as the Engage New York material which is taught in the classroom. Module 2 of Eureka Math (Engage New York) covers the introduction to place value through addition and subtraction within 20. This newsletter will discuss Module 2, Topic A.

Topic A: Counting On or Making Ten to Solve *Result Unknown* and *Total Unknown* Problems.

A **ten-frame** looks just like 5-group drawings, but is made with two groups of 5, making 10. Whenever we make ten, we draw a frame around it so we can see ten right away.



Related facts are two different number sentences that equal the same answer.

Example: $9 + 6$ and $10 + 5$ are related because they both equal 15.

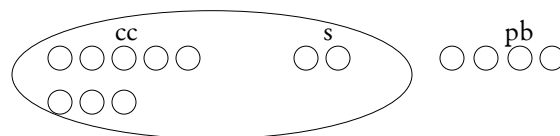
Objective of Topic A

- 1 Solve word problems with three addends, two of which make ten.
- 2 Use the associative and commutative properties to make ten with three addends.
- 3 Make ten when one addend is 9.
- 4 Compare efficiency of counting on and making ten when one addend is 9.
- 5 Use the commutative property to make ten.
- 6 Make ten when one addend is 8.
- 7 Compare efficiency of counting on and making ten when one addend is 8.
- 8 Solve problems with parts of 7, 8, and 9.
- 9 Share and critique peer solution strategies for *put together with total unknown* word problems.

Focus Area– Topic A

Counting On or Making Ten to Solve *Result Unknown* and *Total Unknown* Problems.

Mom baked some cookies. She made 8 chocolate chip cookies, 2 sugar cookies, and 4 peanut butter cookies. How many cookies did mom make?



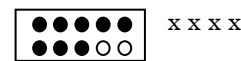
$$8 + 2 + 4 = 14$$

$$10 + 4 = 14$$

Mom baked 14 cookies.

First, make a simple math drawing with labels. Then, circle 10 and fill in the number sentences to solve the problem.

$$8 + 2 + 4 = \square$$



First, circle the numbers that make 10. Then, draw a picture and complete the number sentence to solve the problem.

$$9 + 6 = 15$$



$$10 + 5 = 15$$



First, make a math drawing using the ten-frame to show how to make 10. The 9 should be shown using closed circles, and the other addend should be drawn with open circles (or vice versa). Then, rewrite the problem as a 10+ number sentence. Students should understand that $9 + 6$ and $10 + 5$ are related facts because they equal the same answer. Once the 10+ number sentence is complete, fill in the number bond used to make a 10 and solve.