



2nd Grade Math

Module 2: Addition and Subtraction of Length Units

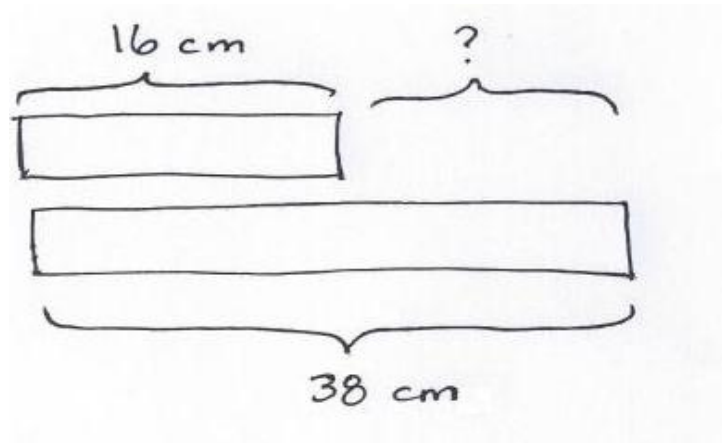
Math Parent Letter

This document is created to give parents and students a better understanding of the math concepts found in Eureka Math (© 2013 Common Core, Inc.) that is also posted as the Engage New York material which is taught in the classroom. Module 2 of Eureka Math (Engage New York) covers strategies for adding and subtracting of length units. This newsletter will discuss Module 2, Topic D.

Topic D: Relate Addition and Subtraction to Length

Words to Know:

Tape Diagram- A visual model using rectangles to show the relationship between numbers.



OBJECTIVES OF TOPIC D

1. Solve addition and subtraction word problems using the ruler as a number line.
2. Concrete to abstract: measure lengths of string using measurement tools; represent length with tape diagrams to represent and compare the lengths.
3. Apply conceptual understanding of measurement by solving two-step word problems.

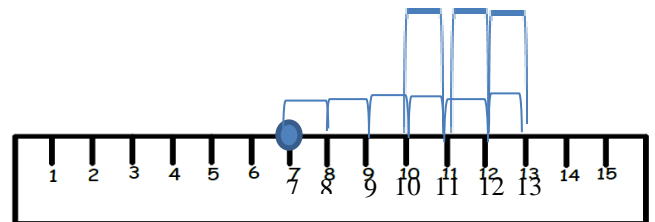
Focus Area– Topic D

Relate Addition and Subtraction to Length

Having worked with creating and using a ruler as a number line, students will solve addition and subtraction word problems using the ruler. Students then progress from concrete to abstract by creating tape diagrams to represent and compare lengths. Lastly, students begin solving two-step word problems involving measurement using like units.

Solving addition and subtraction word problems using the ruler.

A frog hopped 6cm forward and 3cm back then rested on his lily pad. If the frog started at 7 on the ruler, where did the frog stop to rest? Show your work on the ruler.



Note: After finding the starting point of 7, hop with your pencil 6 cm forward then 3 cm back to find the stopping point.

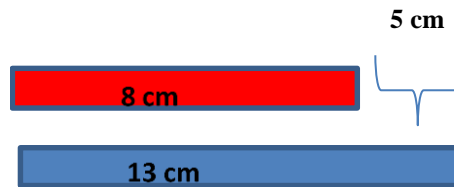
Examples of the Tape Diagram

Creating Tape Diagrams to Compare Lengths

Students were each given a piece of colored string. The red string was 8 cm long and the blue string was 13 cm long. Draw a tape diagram to compare the two lengths of string.



How much longer is the blue string than the red string? Give your answer in centimeters.



If we connect the two strings together, how many centimeters of string do we have altogether?

