



MATH NEWS



LAFAYETTE
PARISH SCHOOL SYSTEM

Kindergarten, Module 1, Topic H

Fall 2014

Kindergarten Math

Module 1: Numbers to 10

Math Parent Letter

This document is created to give parents and students a better understanding of the math concepts found in Eureka Math (© 2013 Common Core, Inc.) that is also posted as the Engage New York material which is taught in the classroom. Module 1 of Eureka Math (Engage New York) covers Numbers to 10. This newsletter will discuss Module 1, Topic H.


Topic H. One Less Than with Numbers 0-10

Objective

In the previous topics, students counted groups of 3-dimensional objects, concretely seeing that numbers represented quantities of those objects. Topic H is a mirror image of Topic G. Students explored one more in Topic G and will explore one less in Topic H.

In Lessons 33 and 34, students will order quantities of objects from 10 to 1 and then match them with 1 – 10 digit cards.

Count the flowers. Cross out 1 flower. Count and write how many flowers are left in the box.



Students will also state one less than a given number.

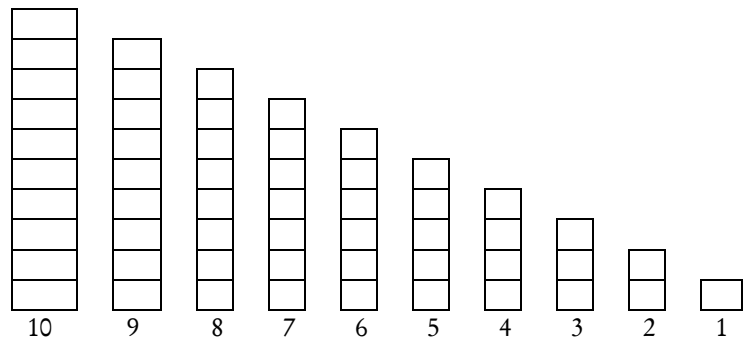
OBJECTIVE OF TOPIC H

- 1 Order quantities from 10 to 1 and match numerals.
- 2 Count down from 10 to 1 and state *1 less than* a given number.
- 3 Arrange number towers in order from 10 to 1 and describe the pattern.
- 4 Arrange, analyze, and draw sequences of quantities that are *1 less* in configurations other than towers.

Focus Area- Topic H


One Less Than with Numbers 0 -10

In Lesson 35, students will explore by making “math stairs” from 10 to 1.



In Lesson 36, students will count objects and write the total and one less.

Count the objects. Write the number in the first box. Put an X on the shaded object. Count the objects that are left. Write the number in the second box.



Lesson 37 is a cumulating task that will review many of the skills learned throughout Module 1. The focus is on counting and writing numerals 0 – 10. Students will also recognize which group is larger or smaller.

Count how many are in each group. Write the number in the box. Circle the smaller group.

