



MATH NEWS



LAFAYETTE
PARISH SCHOOL SYSTEM

Kindergarten, Module 3, Topic C

Winter 2014

Kindergarten Math

Module 3: Comparison of Length, Weight, Capacity, and Numbers to 10

Math Parent Letter

This document is created to give parents and students a better understanding of the math concepts found in Eureka Math (© 2013 Common Core, Inc.) that is also posted as the Engage New York material which is taught in the classroom. Module 3 of Eureka Math (Engage New York) covers Comparison of Length, Weight, Capacity, and Numbers to 10. This newsletter will discuss Module 3, Topic C.

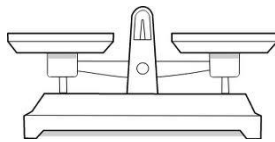
Topic C. Comparison of Weight

Words to know

- Balance Scale
- Heavier Than
- Lighter Than
- Compare

Objective

In Topic C, students will begin to compare the weight of objects. In the beginning of this topic students will use their hands to feel the weight and determine heavier or lighter than. In later lessons the students will measure the objects on a balance scale to determine which object is heavier or lighter than the other.



OBJECTIVE OF TOPIC C

- 1 Compare using *heavier than* and *lighter than* with classroom objects.
- 2 Compare objects using *heavier than*, *lighter than*, and *the same as* with balance scales.
- 3 Compare the weight of an object to a set of unit weights on a balance scale.
- 4 Observe conservation of weight on the balance scale.
- 5 Compare the weight of an object with sets of different objects on a balance scale.

Focus Area- Topic C

Comparison of Weight


In Lesson 8, students will use classroom objects using the words heavier than and lighter than.



The stapler is heavier than the pencil; the pencil is lighter than the stapler.

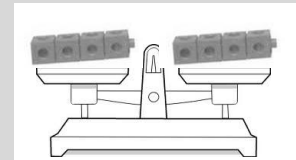
In Lesson 9, students begin to use a balance scale to measure weight. They will determine if an object is heavier than, lighter than, or the same as the other object measured.

In Lesson 10, the students will compare the weight of an object to a set of unit weights on a balance.



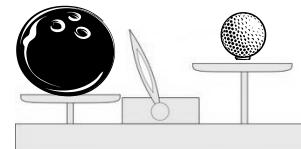
The book weighs the same as the 8 blocks.

In Lesson 11, the students will observe and compare weight on a balance scale.



4 linking cubes weigh the same as 4 linking cubes

In Lesson 12, students begin to compare weight of an object with sets of different objects on a balance scale.



The golf ball weighs less than a bowling ball. The bowling ball weighs more than the golf ball.